

BEIERSDORF AG FUTURE (BEIG) - EUX/202412

2024/09/02 18:39:44

Price
131.5264 EURDifference  -0.57% (-0.75)

General attributes

Symbol	BEIGZ24
Exchange	Eurex
Currency	EUR
Security type	Future
Underlying	BEIERSDORF AG
Maturity	12-2024
Contract size	100

Market data

Bid (Bid size)	- EUR (-)
Ask (Ask size)	- EUR (-)
Open	131.5264 EUR
High	131.5264 EUR
Low	131.5264 EUR
Close (prev. day)	132.2738 EUR
Underlying	BEIERSDORF AG
Underlying price (date)	130.75 (24/09/03)
Settlement price (date)	131.53 (24/09/02)
Open Interest	0

Performance and Risk

	6m	1Y	3Y
Perf (%)	-3.25%	+3.03%	-
Perf (abs.)	-4.42	+3.87	-
Beta	-	-	-
Volatility	14.16	14.90	-

Futures and Options

Related Futures	-
Related Options	-

5Y











Information about previous performance does not guarantee future performance.
Source: FactSet

Price data

Ø price 5 days Ø volume 5 days (pcs.)	131.5955 EUR (0)
Ø price 30 days Ø volume 30 days (pcs.)	131.3283 EUR (0)
Ø price 100 days Ø volume 100 days (pcs.)	140.3169 EUR (0)
Ø price 250 days Ø volume 250 days (pcs.)	136.9025 EUR (0)
YTD High date	150.7114 EUR (2024/05/10)
YTD Low date	125.3570 EUR (2024/08/13)
52 Weeks High date	150.7114 EUR (2024/05/10)
52 Weeks Low date	125.3570 EUR (2024/08/13)

Recent Research

on underlying	on sector	on market	
Date		Headline	Download
2024/08/12		Global Equity Ratings	
2024/07/24		Global Equity Ratings	
2024/07/12		Global Equity Ratings	
2024/06/21		Global Equity Ratings	
2024/06/14		Global Equity Ratings	