

## BEIERSDORF AG FUTURE (BEIG) - EUX/202412

2024/08/21 18:44:37

Price  
**128.3455** EURDifference  1.43% (1.81)

## General attributes

Symbol	BEIGZ24
Exchange	Eurex
Currency	EUR
Security type	Future
Underlying	BEIERSDORF AG
Maturity	12-2024
Contract size	100

## Market data

Bid (Bid size)	- EUR (-)
Ask (Ask size)	- EUR (-)
Open	128.3455 EUR
High	128.3455 EUR
Low	128.3455 EUR
Close (prev. day)	126.5355 EUR
Underlying	BEIERSDORF AG
Underlying price (date)	126.75 (24/08/21)
Settlement price (date)	128.35 (24/08/21)
Open Interest	0

## Performance and Risk

	6m	1Y	3Y
Perf (%)	-11.28%	+1.12%	-
Perf (abs.)	-16.08	+1.40	-
Beta	-	-	-
Volatility	15.00	14.79	-

## Futures and Options

Related Futures	-
Related Options	-

5Y











Information about previous performance does not guarantee future performance.  
Source: FactSet

## Price data

Ø price 5 days   Ø volume 5 days (pcs.)	126.0490 EUR (0)
Ø price 30 days   Ø volume 30 days (pcs.)	134.1644 EUR (0)
Ø price 100 days   Ø volume 100 days (pcs.)	140.5639 EUR (0)
Ø price 250 days   Ø volume 250 days (pcs.)	136.7696 EUR (0)
YTD High   date	150.7114 EUR (2024/05/10)
YTD Low   date	125.3570 EUR (2024/08/13)
52 Weeks High   date	150.7114 EUR (2024/05/10)
52 Weeks Low   date	124.7603 EUR (2023/08/22)

## Recent Research

on underlying	on sector	on market	
Date		Headline	Download
2024/08/12		Global Equity Ratings	
2024/07/24		Global Equity Ratings	
2024/07/12		Global Equity Ratings	
2024/06/21		Global Equity Ratings	
2024/06/14		Global Equity Ratings	