

THALES S.A. FUTURE (CSFF) - EUX/202412

2024/10/18 19:07:07

Price
153.6301 EUR

Difference  **-0.31% (-0.47)**

General attributes

Symbol	CSFFZ24
Exchange	Eurex
Currency	EUR
Security type	Future
Underlying	THALES S.A.
Maturity	12-2024
Contract size	100

Market data

Bid (Bid size)	- EUR (-)
Ask (Ask size)	- EUR (-)
Open	153.6301 EUR
High	153.6301 EUR
Low	153.6301 EUR
Close (prev. day)	154.1029 EUR
Underlying	THALES S.A.
Underlying price (date)	153.50 (24/10/18)
Settlement price (date)	153.63 (24/10/18)
Open Interest	0

Performance and Risk

	6m	1Y	3Y
Perf (%)	-1.63%	+5.71%	-
Perf (abs.)	-2.55	+8.30	-
Beta	-	-	-
Volatility	23.27	24.23	-

Futures and Options

Related Futures	-
Related Options	-












5Y

Information about previous performance does not guarantee future performance.
Source: FactSet

Price data

Ø price 5 days Ø volume 5 days (pcs.)	152.0845 EUR (0)
Ø price 30 days Ø volume 30 days (pcs.)	148.0199 EUR (0)
Ø price 100 days Ø volume 100 days (pcs.)	152.1703 EUR (0)
Ø price 250 days Ø volume 250 days (pcs.)	149.3019 EUR (0)
YTD High date	175.8462 EUR (2024/06/07)
YTD Low date	133.8156 EUR (2024/02/13)
52 Weeks High date	175.8462 EUR (2024/06/07)
52 Weeks Low date	133.8156 EUR (2024/02/13)

Recent Research

on sector		on market	
Date		Headline	Download
2024/09/27		Global Equity Ratings	
2024/09/11		Global Equity Ratings	
2024/09/05		Global Equity Ratings	
2024/08/12		Global Equity Ratings	
2024/07/24		Global Equity Ratings	