


# THALES S.A. FUTURE (CSFF) - EUX/202412

2024/08/16 19:01:15

**Price**  
**150.961** EUR

**Difference**  **-0.41% (-0.62)**

**General attributes**

Symbol	CSFFZ24
Exchange	Eurex
Currency	EUR
Security type	Future
Underlying	THALES S.A.
Maturity	12-2024
Contract size	100

**Market data**

Bid (Bid size)	- EUR (-)
Ask (Ask size)	- EUR (-)
Open	150.961 EUR
High	150.961 EUR
Low	150.961 EUR
Close (prev. day)	151.584 EUR
Underlying	THALES S.A.
Underlying price (date)	149.30 (24/08/16)
Settlement price (date)	150.96 (24/08/16)
Open Interest	0

**Performance and Risk**

	6m	1Y	3Y
Perf (%)	+7.36%	+11.53%	-
Perf (abs.)	+10.40	+15.67	-
Beta	-	-	-
Volatility	28.34	24.27	-

**Futures and Options**

Related Futures	-
Related Options	-






Information about previous performance does not guarantee future performance.  
 Source: FactSet

**Price data**

Ø price 5 days   Ø volume 5 days (pcs.)	149.522 EUR (0)
Ø price 30 days   Ø volume 30 days (pcs.)	150.573 EUR (0)
Ø price 100 days   Ø volume 100 days (pcs.)	158.792 EUR (0)
Ø price 250 days   Ø volume 250 days (pcs.)	147.784 EUR (0)
YTD High   date	175.846 EUR (2024/06/07)
YTD Low   date	133.816 EUR (2024/02/13)
52 Weeks High   date	175.846 EUR (2024/06/07)
52 Weeks Low   date	131.217 EUR (2023/10/06)

**Recent Research**

on sector		on market	
Date		Headline	Download
2024/08/12		Global Equity Ratings	
2024/07/24		Global Equity Ratings	
2024/07/12		Global Equity Ratings	
2024/06/21		Global Equity Ratings	
2024/06/14		Global Equity Ratings	