

COSTCO WHOLESALE CORP. FUTURE (COSF) - EUX/202412

2024/07/26 18:35:05

Price
837.9719 USD

Difference  -1.11% (-9.42)

General attributes

Symbol	COSFZ24
Exchange	Eurex
Currency	USD
Security type	Future
Underlying	COSTCO WHOLESALE
Maturity	12-2024
Contract size	100

Market data

Bid (Bid size)	- USD (-)
Ask (Ask size)	- USD (-)
Open	837.9719 USD
High	837.9719 USD
Low	837.9719 USD
Close (prev. day)	847.3946 USD
Underlying	COSTCO WHOLESALE
Underlying price (date)	817.60 (24/07/26)
Settlement price (date)	837.97 (24/07/26)
Open Interest	0

Performance and Risk

	6m	1Y	3Y
Perf (%)	+17.87%	+38.88%	-
Perf (abs.)	+127.03	+234.58	-
Beta	-	-	-
Volatility	20.25	18.40	-

Futures and Options

Related Futures	-
Related Options	-












5Y

Information about previous performance does not guarantee future performance.
Source: FactSet

Price data

Ø price 5 days Ø volume 5 days (pcs.)	853.6312 USD (0)
Ø price 30 days Ø volume 30 days (pcs.)	874.6349 USD (0)
Ø price 100 days Ø volume 100 days (pcs.)	813.0275 USD (0)
Ø price 250 days Ø volume 250 days (pcs.)	713.7418 USD (0)
YTD High date	912.2815 USD (2024/07/09)
YTD Low date	674.0718 USD (2024/01/04)
52 Weeks High date	912.2815 USD (2024/07/09)
52 Weeks Low date	569.3936 USD (2023/08/25)

Recent Research

on sector		on market	
Date		Headline	Download
2024/07/24		Global Equity Ratings	
2024/07/12		Global Equity Ratings	
2024/06/21		Global Equity Ratings	
2024/06/14		Global Equity Ratings	
2024/05/29		Global Equity Ratings	