

# COSTCO WHOLESALE CORP. FUTURE (COSF) - EUX/202412

2024/07/16 18:50:06

Price  
**861.9591** USD

Difference  -1.39% (-12.16)

### General attributes

Symbol	COSFZ24
Exchange	Eurex
Currency	USD
Security type	Future
Underlying	COSTCO WHOLESALE
Maturity	12-2024
Contract size	100

### Market data

Bid (Bid size)	- USD (-)
Ask (Ask size)	- USD (-)
Open	861.9591 USD
High	861.9591 USD
Low	861.9591 USD
Close (prev. day)	874.1179 USD
Underlying	COSTCO WHOLESALE
Underlying price (date)	850.77 (24/07/16)
Settlement price (date)	861.96 (24/07/16)
Open Interest	0

### Performance and Risk

	6m	1Y	3Y
Perf (%)	+21.47%	+48.55%	-
Perf (abs.)	+152.34	+281.69	-
Beta	-	-	-
Volatility	19.98	18.14	-

### Futures and Options

Related Futures	-
Related Options	-












5Y

Information about previous performance does not guarantee future performance.  
Source: FactSet

### Price data

Ø price 5 days   Ø volume 5 days (pcs.)	876.0736 USD (0)
Ø price 30 days   Ø volume 30 days (pcs.)	878.1346 USD (0)
Ø price 100 days   Ø volume 100 days (pcs.)	806.9746 USD (0)
Ø price 250 days   Ø volume 250 days (pcs.)	705.5915 USD (0)
YTD High   date	912.2815 USD (2024/07/09)
YTD Low   date	674.0718 USD (2024/01/04)
52 Weeks High   date	912.2815 USD (2024/07/09)
52 Weeks Low   date	569.3936 USD (2023/08/25)

### Recent Research

on sector		on market	
Date		Headline	Download
2024/07/12		Global Equity Ratings	
2024/06/21		Global Equity Ratings	
2024/06/14		Global Equity Ratings	
2024/05/29		Global Equity Ratings	
2024/04/26		Global Equity Ratings	