

COSTCO WHOLESALE CORP. FUTURE (COSF) - EUX/202412

2024/04/24 18:35:15

Price
746.0919 USD

Difference  0.26% (1.95)

General attributes

Symbol	COSFZ24
Exchange	Eurex
Currency	USD
Security type	Future
Underlying	COSTCO WHOLESALE CORP
Maturity	12-2024
Contract size	100

Market data

Bid (Bid size)	- USD (-)
Ask (Ask size)	- USD (-)
Open	746.0919 USD
High	746.0919 USD
Low	746.0919 USD
Close (prev. day)	744.1427 USD
Underlying	COSTCO WHOLESALE CORP
Underlying price (date)	721.62 (24/04/25)
Settlement price (date)	746.09 (24/04/24)
Open Interest	0

Performance and Risk

	6m	1Y	3Y
Perf (%)	+27.72%	+38.00%	-
Perf (abs.)	+161.91	+205.44	-
Beta	-	-	-
Volatility	19.89	17.98	-

Futures and Options

Related Futures	-
Related Options	-












Information about previous performance does not guarantee future performance.
Source: FactSet

Price data

Ø price 5 days Ø volume 5 days (pcs.)	737.8867 USD (0)
Ø price 30 days Ø volume 30 days (pcs.)	749.4482 USD (0)
Ø price 100 days Ø volume 100 days (pcs.)	726.6804 USD (0)
Ø price 250 days Ø volume 250 days (pcs.)	638.6853 USD (0)
YTD High date	812.1739 USD (2024/03/07)
YTD Low date	674.0718 USD (2024/01/04)
52 Weeks High date	812.1739 USD (2024/03/07)
52 Weeks Low date	513.4458 USD (2023/05/24)

Recent Research

on sector	on market		
Date		Headline	Download
2024/04/03		Global Equity Ratings	
2024/03/13		Global Equity Ratings	
2024/02/22		Global Equity Ratings	
2024/02/14		Global Equity Ratings	
2024/01/23		Global Equity Ratings	