

CISCO SYSTEMS INC. FUTURE (CSCF) - EUX/202412

2024/07/26 18:35:06

5Y

Price
48.4029 USD
 Difference  -0.83% (-0.40)

General attributes

Symbol CSCFZ24
 Exchange Eurex
 Currency USD
 Security type Future
 Underlying CISCO SYSTEMS INC
 Maturity 12-2024
 Contract size 100

Market data

Bid (Bid size) - USD (-)
 Ask (Ask size) - USD (-)
 Open 48.4029 USD
 High 48.4029 USD
 Low 48.4029 USD
 Close (prev. day) 48.8062 USD
 Underlying CISCO SYSTEMS INC
 Underlying price (date) 47.88 (24/07/26)
 Settlement price (date) 48.40 (24/07/26)
 Open Interest 0

Performance and Risk

	6m	1Y	3Y
Perf (%)	-9.81%	-12.42%	-
Perf (abs.)	-5.26	-6.87	-
Beta	-	-	-
Volatility	16.34	21.03	-

Futures and Options

Related Futures -
 Related Options -









Information about previous performance does not guarantee future performance.
 Source: FactSet

Price data

Ø price 5 days Ø volume 5 days (pcs.)	47.9255 USD (0)
Ø price 30 days Ø volume 30 days (pcs.)	47.6405 USD (0)
Ø price 100 days Ø volume 100 days (pcs.)	48.5035 USD (0)
Ø price 250 days Ø volume 250 days (pcs.)	51.4478 USD (0)
YTD High date	53.6838 USD (2024/01/25)
YTD Low date	45.7471 USD (2024/06/17)
52 Weeks High date	60.0577 USD (2023/09/01)
52 Weeks Low date	45.7471 USD (2024/06/17)

Recent Research

on underlying	on sector	on market	
Date		Headline	Download
2024/07/24		Global Equity Ratings	
2024/07/12		Global Equity Ratings	
2024/06/21		Global Equity Ratings	
2024/06/14		Global Equity Ratings	
2024/05/29		Global Equity Ratings	