

# CISCO SYSTEMS INC. FUTURE (CSCF) - EUX/202412

2024/05/07 18:36:26

**Price**  
47.8811 USD

**Difference**  -0.15% (-0.07)

### General attributes

Symbol	CSCFZ24
Exchange	Eurex
Currency	USD
Security type	Future
Underlying	CISCO SYSTEMS INC
Maturity	12-2024
Contract size	100

### Market data

Bid (Bid size)	- USD (-)
Ask (Ask size)	- USD (-)
Open	47.8811 USD
High	47.8811 USD
Low	47.8811 USD
Close (prev. day)	47.9511 USD
Underlying	CISCO SYSTEMS INC
Underlying price (date)	47.28 (24/05/07)
Settlement price (date)	47.88 (24/05/07)
Open Interest	0

### Performance and Risk

	6m	1Y	3Y
Perf (%)	-12.95%	+1.13%	-
Perf (abs.)	-7.12	+0.53	-
Beta	-	-	-
Volatility	24.12	21.18	-

### Futures and Options

Related Futures	-
Related Options	-

5Y












Information about previous performance does not guarantee future performance.  
Source: FactSet

### Price data

Ø price 5 days   Ø volume 5 days (pcs.)	47.8258 USD (0)
Ø price 30 days   Ø volume 30 days (pcs.)	49.4234 USD (0)
Ø price 100 days   Ø volume 100 days (pcs.)	50.5127 USD (0)
Ø price 250 days   Ø volume 250 days (pcs.)	52.6256 USD (0)
YTD High   date	53.6838 USD (2024/01/25)
YTD Low   date	47.5506 USD (2024/05/02)
52 Weeks High   date	60.0577 USD (2023/09/01)
52 Weeks Low   date	47.3856 USD (2023/05/08)

### Recent Research

on underlying	on sector	on market	
Date		Headline	Download
2024/04/26		Global Equity Ratings	
2024/04/03		Global Equity Ratings	
2024/03/13		Global Equity Ratings	
2024/02/22		Global Equity Ratings	
2024/02/14		Global Equity Ratings	