

DEERE & CO. FUTURE (DEFF) - EUX/202412

2024/07/16 18:50:09

Price
385.0239 USD

Difference  2.28% (8.58)

General attributes

Symbol	DEFFZ24
Exchange	Eurex
Currency	USD
Security type	Future
Underlying	DEERE & CO
Maturity	12-2024
Contract size	100

Market data

Bid (Bid size)	- USD (-)
Ask (Ask size)	- USD (-)
Open	385.0239 USD
High	385.0239 USD
Low	385.0239 USD
Close (prev. day)	376.445 USD
Underlying	DEERE & CO
Underlying price (date)	384.145 (24/07/17)
Settlement price (date)	385.02 (24/07/16)
Open Interest	0

Performance and Risk

	6m	1Y	3Y
Perf (%)	-4.38%	-11.93%	-
Perf (abs.)	-17.65	-52.16	-
Beta	-	-	-
Volatility	20.77	23.24	-

Futures and Options

Related Futures	-
Related Options	-

5Y












Information about previous performance does not guarantee future performance.
Source: FactSet

Price data

Ø price 5 days Ø volume 5 days (pcs.)	372.0320 USD (0)
Ø price 30 days Ø volume 30 days (pcs.)	377.3132 USD (0)
Ø price 100 days Ø volume 100 days (pcs.)	393.9884 USD (0)
Ø price 250 days Ø volume 250 days (pcs.)	403.4104 USD (0)
YTD High date	426.6097 USD (2024/05/14)
YTD Low date	355.7858 USD (2024/07/10)
52 Weeks High date	474.1796 USD (2023/07/25)
52 Weeks Low date	355.7858 USD (2024/07/10)

Recent Research

on underlying	on sector	on market	
Date		Headline	Download
2024/07/12		Global Equity Ratings	
2024/06/21		Global Equity Ratings	
2024/06/14		Global Equity Ratings	
2024/05/29		Global Equity Ratings	
2024/04/26		Global Equity Ratings	