

# EIFFAGE S.A. FUTURE (EF3G) - EUX/202412

2024/09/02 18:39:50

**Price**  
**96.1594** EUR  
 Difference  0.27% (0.25)

**General attributes**

Symbol	EF3GZ24
Exchange	Eurex
Currency	EUR
Security type	Future
Underlying	EIFFAGE S.A.
Maturity	12-2024
Contract size	100

**Market data**

Bid (Bid size)	- EUR (-)
Ask (Ask size)	- EUR (-)
Open	96.1594 EUR
High	96.1594 EUR
Low	96.1594 EUR
Close (prev. day)	95.9048 EUR
Underlying	EIFFAGE S.A.
Underlying price (date)	94.56 (24/09/03)
Settlement price (date)	96.16 (24/09/02)
Open Interest	0

**Performance and Risk**

	6m	1Y	3Y
Perf (%)	-3.65%	+4.65%	-
Perf (abs.)	-3.64	+4.28	-
Beta	-	-	-
Volatility	21.28	20.48	-

**Futures and Options**

Related Futures	-
Related Options	-








Information about previous performance does not guarantee future performance.  
 Source: FactSet

**Price data**

Ø price 5 days   Ø volume 5 days (pcs.)	95.6933 EUR (0)
Ø price 30 days   Ø volume 30 days (pcs.)	93.1295 EUR (0)
Ø price 100 days   Ø volume 100 days (pcs.)	96.2206 EUR (0)
Ø price 250 days   Ø volume 250 days (pcs.)	95.3853 EUR (0)
YTD High   date	106.1934 EUR (2024/05/15)
YTD Low   date	86.7523 EUR (2024/06/14)
52 Weeks High   date	106.1934 EUR (2024/05/15)
52 Weeks Low   date	82.8468 EUR (2023/10/03)

**Recent Research**

on sector		on market	
Date		Headline	Download
2024/08/12		Global Equity Ratings	
2024/07/24		Global Equity Ratings	
2024/07/12		Global Equity Ratings	
2024/06/21		Global Equity Ratings	
2024/06/14		Global Equity Ratings	