

## AIRBUS SE FUTURE (EADF) - EUX/202412

2024/05/08 18:34:53

Price  
**165.559** EURDifference  1.67% (2.72)

## General attributes

Symbol	EADFZ24
Exchange	Eurex
Currency	EUR
Security type	Future
Underlying	AIRBUS SE
Maturity	12-2024
Contract size	101

## Market data

Bid (Bid size)	- EUR (-)
Ask (Ask size)	- EUR (-)
Open	165.559 EUR
High	165.559 EUR
Low	165.559 EUR
Close (prev. day)	162.8389 EUR
Underlying	AIRBUS SE
Underlying price (date)	160.94 (24/05/09)
Settlement price (date)	165.56 (24/05/08)
Open Interest	0

## Performance and Risk

	6m	1Y	3Y
Perf (%)	+23.13%	+30.79%	-
Perf (abs.)	+31.10	+38.97	-
Beta	-	-	-
Volatility	17.91	18.67	-

## Futures and Options

Related Futures	-
Related Options	-

5Y












Information about previous performance does not guarantee future performance.  
Source: FactSet

## Price data

Ø price 5 days   Ø volume 5 days (pcs.)	160.965 EUR (0)
Ø price 30 days   Ø volume 30 days (pcs.)	166.028 EUR (0)
Ø price 100 days   Ø volume 100 days (pcs.)	156.767 EUR (0)
Ø price 250 days   Ø volume 250 days (pcs.)	143.726 EUR (0)
YTD High   date	175.011 EUR (2024/03/27)
YTD Low   date	140.362 EUR (2024/01/03)
52 Weeks High   date	175.011 EUR (2024/03/27)
52 Weeks Low   date	125.384 EUR (2023/10/20)

## Recent Research

on sector		on market	
Date		Headline	Download
2024/04/26		Global Equity Ratings	
2024/04/03		Global Equity Ratings	
2024/03/13		Global Equity Ratings	
2024/02/22		Global Equity Ratings	
2024/02/14		Global Equity Ratings	