

JCDECAUX S.A. FUTURE (DCSG) - EUX/202412

2024/07/16 18:50:08

Price
20.7139 EUR

Difference  1.28% (0.26)

General attributes

Symbol	DCSGZ24
Exchange	Eurex
Currency	EUR
Security type	Future
Underlying	JCDECAUX SA
Maturity	12-2024
Contract size	100

Market data

Bid (Bid size)	- EUR (-)
Ask (Ask size)	- EUR (-)
Open	20.7139 EUR
High	20.7139 EUR
Low	20.7139 EUR
Close (prev. day)	20.4516 EUR
Underlying	JCDECAUX SA
Underlying price (date)	20.36 (24/07/16)
Settlement price (date)	20.71 (24/07/16)
Open Interest	0

Performance and Risk

	6m	1Y	3Y
Perf (%)	+10.71%	+11.07%	-
Perf (abs.)	+1.98	+2.04	-
Beta	-	-	-
Volatility	34.36	32.03	-

Futures and Options

Related Futures	-
Related Options	-

5Y












Information about previous performance does not guarantee future performance.
Source: FactSet

Price data

Ø price 5 days Ø volume 5 days (pcs.)	20.5451 EUR (0)
Ø price 30 days Ø volume 30 days (pcs.)	20.1663 EUR (0)
Ø price 100 days Ø volume 100 days (pcs.)	19.9726 EUR (0)
Ø price 250 days Ø volume 250 days (pcs.)	18.5743 EUR (0)
YTD High date	22.5483 EUR (2024/05/10)
YTD Low date	17.2952 EUR (2024/03/14)
52 Weeks High date	22.5483 EUR (2024/05/10)
52 Weeks Low date	15.1152 EUR (2023/10/26)

Recent Research

on sector		on market	
Date		Headline	Download
2024/07/12		Global Equity Ratings	
2024/06/21		Global Equity Ratings	
2024/06/14		Global Equity Ratings	
2024/05/29		Global Equity Ratings	
2024/04/26		Global Equity Ratings	