

FEDEX CORP. FUTURE (FDXF) - EUX/202412

2024/08/16 19:01:22

Price
284.6908 USD

Difference  -1.04% (-2.99)

General attributes

Symbol	FDXFZ24
Exchange	Eurex
Currency	USD
Security type	Future
Underlying	FEDEX CORP
Maturity	12-2024
Contract size	100

Market data

Bid (Bid size)	- USD (-)
Ask (Ask size)	- USD (-)
Open	284.6908 USD
High	284.6908 USD
Low	284.6908 USD
Close (prev. day)	287.681 USD
Underlying	FEDEX CORP
Underlying price (date)	285.40 (24/08/16)
Settlement price (date)	284.69 (24/08/16)
Open Interest	0

Performance and Risk

	6m	1Y	3Y
Perf (%)	+17.81%	+2.58%	-
Perf (abs.)	+43.04	+7.16	-
Beta	-	-	-
Volatility	30.66	29.16	-

Futures and Options

Related Futures	-
Related Options	-












Information about previous performance does not guarantee future performance.
 Source: FactSet

Price data

Ø price 5 days Ø volume 5 days (pcs.)	285.0394 USD (0)
Ø price 30 days Ø volume 30 days (pcs.)	298.6734 USD (0)
Ø price 100 days Ø volume 100 days (pcs.)	277.8720 USD (0)
Ø price 250 days Ø volume 250 days (pcs.)	267.7004 USD (0)
YTD High date	316.8838 USD (2024/07/16)
YTD Low date	241.6540 USD (2024/02/16)
52 Weeks High date	316.8838 USD (2024/07/16)
52 Weeks Low date	234.8715 USD (2023/10/26)

Recent Research

on sector		on market	
Date		Headline	Download
2024/08/12		Global Equity Ratings	
2024/07/24		Global Equity Ratings	
2024/07/12		Global Equity Ratings	
2024/06/21		Global Equity Ratings	
2024/06/14		Global Equity Ratings	