

# FEDEX CORP. FUTURE (FDXF) - EUX/202412

2024/07/17 18:45:39

Price  
**313.6658** USD

Difference  -1.02% (-3.22)

### General attributes

Symbol	FDXFZ24
Exchange	Eurex
Currency	USD
Security type	Future
Underlying	FEDEX CORP
Maturity	12-2024
Contract size	100

### Market data

Bid (Bid size)	- USD (-)
Ask (Ask size)	- USD (-)
Open	313.6658 USD
High	313.6658 USD
Low	313.6658 USD
Close (prev. day)	316.8838 USD
Underlying	FEDEX CORP
Underlying price (date)	310.43 (24/07/17)
Settlement price (date)	313.67 (24/07/17)
Open Interest	0

### Performance and Risk

	6m	1Y	3Y
Perf (%)	+25.19%	+17.32%	-
Perf (abs.)	+63.12	+46.31	-
Beta	-	-	-
Volatility	30.48	28.89	-

### Futures and Options

Related Futures	-
Related Options	-












Information about previous performance does not guarantee future performance.  
Source: FactSet

### Price data

Ø price 5 days   Ø volume 5 days (pcs.)	309.8011 USD (0)
Ø price 30 days   Ø volume 30 days (pcs.)	280.2723 USD (0)
Ø price 100 days   Ø volume 100 days (pcs.)	270.3394 USD (0)
Ø price 250 days   Ø volume 250 days (pcs.)	266.0384 USD (0)
YTD High   date	316.8838 USD (2024/07/16)
YTD Low   date	241.6540 USD (2024/02/16)
52 Weeks High   date	316.8838 USD (2024/07/16)
52 Weeks Low   date	234.8715 USD (2023/10/26)

### Recent Research

on sector		on market	
Date		Headline	Download
2024/07/12		Global Equity Ratings	
2024/06/21		Global Equity Ratings	
2024/06/14		Global Equity Ratings	
2024/05/29		Global Equity Ratings	
2024/04/26		Global Equity Ratings	