

FEDEX CORP. FUTURE (FDXF) - EUX/202412

2024/07/16 18:50:18

Price
316.8838 USDDifference  2.39% (7.41)

General attributes

Symbol	FDXFZ24
Exchange	Eurex
Currency	USD
Security type	Future
Underlying	FEDEX CORP
Maturity	12-2024
Contract size	100

Market data

Bid (Bid size)	- USD (-)
Ask (Ask size)	- USD (-)
Open	316.8838 USD
High	316.8838 USD
Low	316.8838 USD
Close (prev. day)	309.4724 USD
Underlying	FEDEX CORP
Underlying price (date)	313.52 (24/07/16)
Settlement price (date)	316.88 (24/07/16)
Open Interest	0

Performance and Risk

	6m	1Y	3Y
Perf (%)	+25.46%	+17.77%	-
Perf (abs.)	+64.31	+47.81	-
Beta	-	-	-
Volatility	30.45	28.93	-

Futures and Options

Related Futures	-
Related Options	-












Information about previous performance does not guarantee future performance.
Source: FactSet

Price data

Ø price 5 days Ø volume 5 days (pcs.)	306.0591 USD (0)
Ø price 30 days Ø volume 30 days (pcs.)	278.1664 USD (0)
Ø price 100 days Ø volume 100 days (pcs.)	269.7016 USD (0)
Ø price 250 days Ø volume 250 days (pcs.)	265.8755 USD (0)
YTD High date	316.8838 USD (2024/07/16)
YTD Low date	241.6540 USD (2024/02/16)
52 Weeks High date	316.8838 USD (2024/07/16)
52 Weeks Low date	234.8715 USD (2023/10/26)

Recent Research

on sector		on market	
Date		Headline	Download
2024/07/12		Global Equity Ratings	
2024/06/21		Global Equity Ratings	
2024/06/14		Global Equity Ratings	
2024/05/29		Global Equity Ratings	
2024/04/26		Global Equity Ratings	