

HOME DEPOT INC., THE FUTURE (HDF) - EUX/202412

2024/07/16 18:50:30

Price
370.9248 USDDifference  1.61% (5.88)

General attributes

Symbol	HDFZ24
Exchange	Eurex
Currency	USD
Security type	Future
Underlying	HOME DEPOT INC., THE
Maturity	12-2024
Contract size	100

Market data

Bid (Bid size)	- USD (-)
Ask (Ask size)	- USD (-)
Open	370.9248 USD
High	370.9248 USD
Low	370.9248 USD
Close (prev. day)	365.0425 USD
Underlying	HOME DEPOT INC., THE
Underlying price (date)	369.12 (24/07/16)
Settlement price (date)	370.92 (24/07/16)
Open Interest	0

Performance and Risk

	6m	1Y	3Y
Perf (%)	+0.92%	+13.09%	-
Perf (abs.)	+3.38	+42.92	-
Beta	-	-	-
Volatility	21.50	20.60	-

Futures and Options

Related Futures	-
Related Options	-












5Y

Information about previous performance does not guarantee future performance.
Source: FactSet

Price data

Ø price 5 days Ø volume 5 days (pcs.)	360.1997 USD (0)
Ø price 30 days Ø volume 30 days (pcs.)	348.3635 USD (0)
Ø price 100 days Ø volume 100 days (pcs.)	357.5192 USD (0)
Ø price 250 days Ø volume 250 days (pcs.)	345.0200 USD (0)
YTD High date	405.6375 USD (2024/03/21)
YTD Low date	329.4702 USD (2024/05/29)
52 Weeks High date	405.6375 USD (2024/03/21)
52 Weeks Low date	286.9803 USD (2023/10/30)

Recent Research

on underlying	on sector	on market	
Date		Headline	Download
2024/07/12		Global Equity Ratings	
2024/06/21		Global Equity Ratings	
2024/06/14		Global Equity Ratings	
2024/05/29		Global Equity Ratings	
2024/04/26		Global Equity Ratings	