

NEXTERA ENERGY INC. FUTURE (FPLF) - EUX/202412

2024/10/18 19:07:11

Price
84.1448 USD

Difference  -0.43% (-0.37)

General attributes

Symbol	FPLFZ24
Exchange	Eurex
Currency	USD
Security type	Future
Underlying	NEXTERA ENERGY INC.
Maturity	12-2024
Contract size	100

Market data

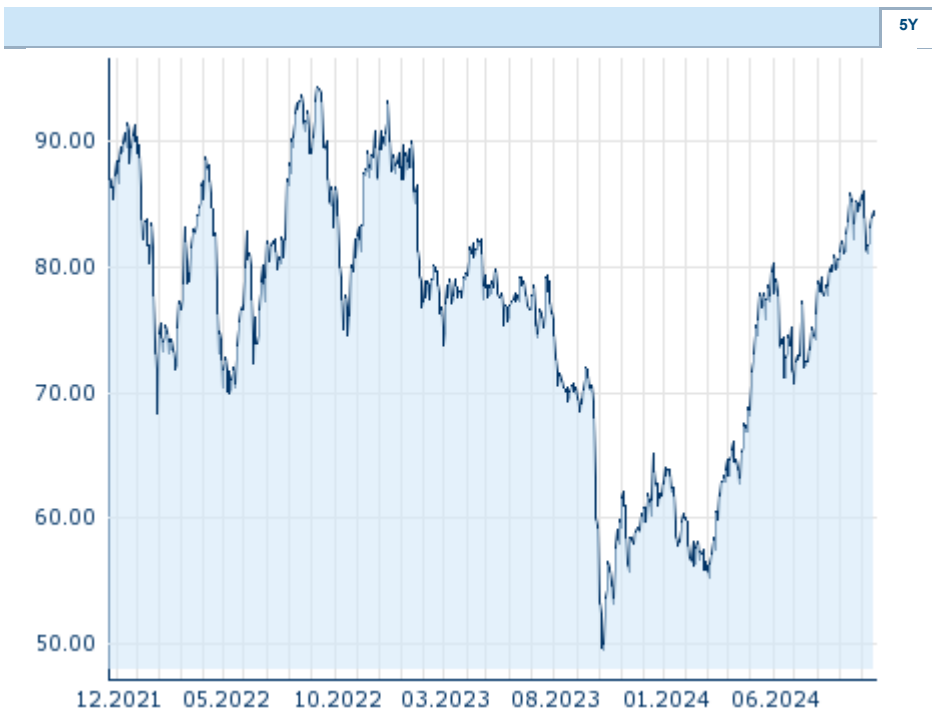
Bid (Bid size)	- USD (-)
Ask (Ask size)	- USD (-)
Open	84.1448 USD
High	84.1448 USD
Low	84.1448 USD
Close (prev. day)	84.5109 USD
Underlying	NEXTERA ENERGY INC.
Underlying price (date)	84.38 (24/10/18)
Settlement price (date)	84.14 (24/10/18)
Open Interest	0

Performance and Risk

	6m	1Y	3Y
Perf (%)	+29.94%	+53.24%	-
Perf (abs.)	+19.39	+29.23	-
Beta	-	-	-
Volatility	25.10	26.79	-

Futures and Options

Related Futures	-
Related Options	-





Information about previous performance does not guarantee future performance.
Source: FactSet

Price data

Ø price 5 days Ø volume 5 days (pcs.)	83.9654 USD (0)
Ø price 30 days Ø volume 30 days (pcs.)	83.8876 USD (0)
Ø price 100 days Ø volume 100 days (pcs.)	78.5264 USD (0)
Ø price 250 days Ø volume 250 days (pcs.)	69.1576 USD (0)
YTD High date	86.0223 USD (2024/10/03)
YTD Low date	55.2489 USD (2024/03/04)
52 Weeks High date	86.0223 USD (2024/10/03)
52 Weeks Low date	53.1638 USD (2023/10/20)

Recent Research

on underlying	on sector	on market	
Date		Headline	Download
2024/09/27		Global Equity Ratings	
2024/09/11		Global Equity Ratings	
2024/09/05		Global Equity Ratings	
2024/08/12		Global Equity Ratings	
2024/07/24		Global Equity Ratings	