

# GEBERIT AG FUTURE (GBRI) - EUX/202412

2024/04/30 18:39:20

Price  
**497.8455** CHF

Difference  -1.01% (-5.10)

### General attributes

Symbol	GBRIZ24
Exchange	Eurex
Currency	CHF
Security type	Future
Underlying	GEBERIT AG
Maturity	12-2024
Contract size	100

### Market data

Bid (Bid size)	- CHF (-)
Ask (Ask size)	- CHF (-)
Open	497.8455 CHF
High	497.8455 CHF
Low	497.8455 CHF
Close (prev. day)	502.9421 CHF
Underlying	GEBERIT AG
Underlying price (date)	492.30 (24/05/02)
Settlement price (date)	497.85 (24/04/30)
Open Interest	0

### Performance and Risk

	6m	1Y	3Y
Perf (%)	+19.54%	-2.54%	-
Perf (abs.)	+81.36	-12.97	-
Beta	-	-	-
Volatility	25.87	23.82	-

### Futures and Options

Related Futures	-
Related Options	-

5Y












Information about previous performance does not guarantee future performance.  
Source: FactSet

### Price data

Ø price 5 days   Ø volume 5 days (pcs.)	496.3872 CHF (0)
Ø price 30 days   Ø volume 30 days (pcs.)	510.2089 CHF (0)
Ø price 100 days   Ø volume 100 days (pcs.)	510.4797 CHF (0)
Ø price 250 days   Ø volume 250 days (pcs.)	483.9021 CHF (0)
YTD High   date	540.5633 CHF (2024/03/21)
YTD Low   date	482.6272 CHF (2024/01/18)
52 Weeks High   date	544.8399 CHF (2023/12/15)
52 Weeks Low   date	413.5992 CHF (2023/10/25)

### Recent Research

on underlying	on sector	on market	
Date		Headline	Download
2022/12/19		Global Equity Ratings	
2022/11/28		Global Equity Ratings	
2022/11/18		Global Equity Ratings	
2022/10/31		Global Equity Ratings	
2022/10/05		Global Equity Ratings	