

HENKEL AG & CO.KGAA VORZUGS. FUTURE (HENG) - EUX/202412

2024/10/18 19:07:13

Price
85.3547 EUR

Difference  **-0.20% (-0.17)**

General attributes

Symbol	HENGZ24
Exchange	Eurex
Currency	EUR
Security type	Future
Underlying	HENKEL AG & CO KGAA VZ
Maturity	12-2024
Contract size	100

Market data

Bid (Bid size)	- EUR (-)
Ask (Ask size)	- EUR (-)
Open	85.3547 EUR
High	85.3547 EUR
Low	85.3547 EUR
Close (prev. day)	85.5268 EUR
Underlying	HENKEL AG & CO KGAA VZ
Underlying price (date)	84.84 (24/10/18)
Settlement price (date)	85.35 (24/10/18)
Open Interest	7,313

Performance and Risk

	6m	1Y	3Y
Perf (%)	+18.14%	+24.03%	-
Perf (abs.)	+13.10	+16.54	-
Beta	-	-	-
Volatility	16.86	15.96	-

Futures and Options

Related Futures	-
Related Options	-

5Y












Information about previous performance does not guarantee future performance.
Source: FactSet

Price data

Ø price 5 days Ø volume 5 days (pcs.)	84.8866 EUR (0)
Ø price 30 days Ø volume 30 days (pcs.)	82.6947 EUR (450)
Ø price 100 days Ø volume 100 days (pcs.)	82.7863 EUR (135)
Ø price 250 days Ø volume 250 days (pcs.)	77.8249 EUR (54)
YTD High date	86.8597 EUR (2024/06/12)
YTD Low date	69.5235 EUR (2024/02/28)
52 Weeks High date	86.8597 EUR (2024/06/12)
52 Weeks Low date	68.3825 EUR (2023/10/20)

Recent Research

on underlying	on sector	on market	
Date		Headline	Download
2022/05/04		Global Equity Ratings	
2022/04/27		Global Equity Ratings	
2022/04/14		Global Equity Ratings	
2022/03/29		Global Equity Ratings	
2022/03/10		Global Equity Ratings	