

INTEL CORP. FUTURE (INTF) - EUX/202412

2024/09/17 18:46:00

Price
22.3709 USDDifference  8.28% (1.71)

General attributes

Symbol	INTFZ24
Exchange	Eurex
Currency	USD
Security type	Future
Underlying	INTEL CORP.
Maturity	12-2024
Contract size	100

Market data

Bid (Bid size)	- USD (-)
Ask (Ask size)	- USD (-)
Open	22.3709 USD
High	22.3709 USD
Low	22.3709 USD
Close (prev. day)	20.6597 USD
Underlying	INTEL CORP.
Underlying price (date)	20.8909 (24/09/18)
Settlement price (date)	22.37 (24/09/17)
Open Interest	0

Performance and Risk

	6m	1Y	3Y
Perf (%)	-49.51%	-44.35%	-
Perf (abs.)	-21.94	-17.83	-
Beta	-	-	-
Volatility	60.52	50.51	-

Futures and Options

Related Futures	-
Related Options	-












Information about previous performance does not guarantee future performance.
Source: FactSet

Price data

Ø price 5 days Ø volume 5 days (pcs.)	20.3437 USD (0)
Ø price 30 days Ø volume 30 days (pcs.)	20.5335 USD (0)
Ø price 100 days Ø volume 100 days (pcs.)	28.2730 USD (0)
Ø price 250 days Ø volume 250 days (pcs.)	37.2288 USD (0)
YTD High date	51.8522 USD (2024/01/25)
YTD Low date	18.9271 USD (2024/09/10)
52 Weeks High date	52.7881 USD (2023/12/27)
52 Weeks Low date	18.9271 USD (2024/09/10)

Recent Research

on underlying	on sector	on market	
Date		Headline	Download
2024/09/11		Global Equity Ratings	
2024/09/05		Global Equity Ratings	
2024/08/12		Global Equity Ratings	
2024/07/24		Global Equity Ratings	
2024/07/12		Global Equity Ratings	