

## INTEL CORP. FUTURE (INTF) - EUX/202412

2024/07/16 18:50:35

Price  
**34.7155** USDDifference  -2.34% (-0.83)

## General attributes

Symbol	INTFZ24
Exchange	Eurex
Currency	USD
Security type	Future
Underlying	INTEL CORP.
Maturity	12-2024
Contract size	100

## Market data

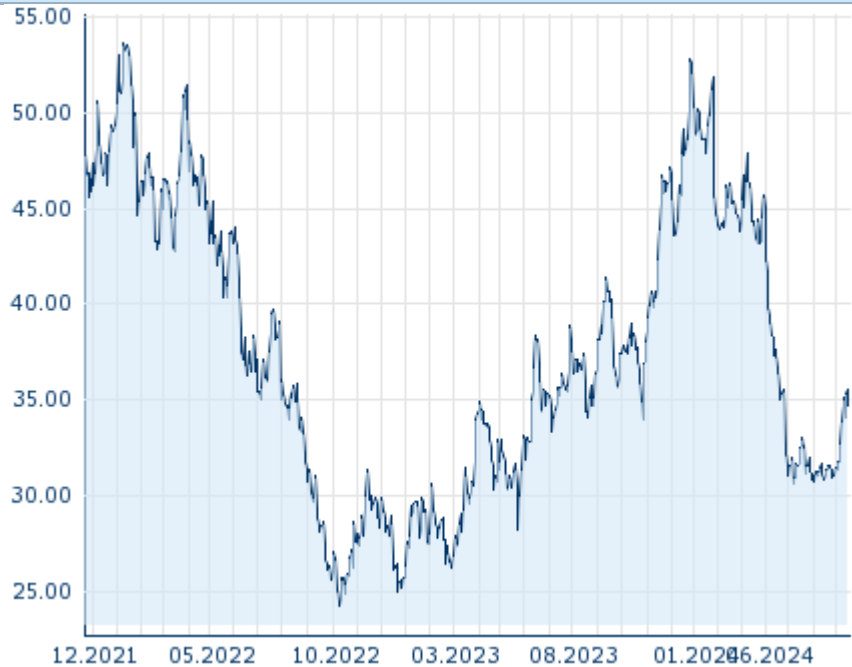
Bid (Bid size)	- USD (-)
Ask (Ask size)	- USD (-)
Open	34.7155 USD
High	34.7155 USD
Low	34.7155 USD
Close (prev. day)	35.5461 USD
Underlying	INTEL CORP.
Underlying price (date)	36.05 (24/07/17)
Settlement price (date)	34.72 (24/07/16)
Open Interest	0

## Performance and Risk

	6m	1Y	3Y
Perf (%)	-28.60%	-1.60%	-
Perf (abs.)	-13.91	-0.57	-
Beta	-	-	-
Volatility	35.78	35.42	-

## Futures and Options

Related Futures	-
Related Options	-












Information about previous performance does not guarantee future performance.  
Source: FactSet

## Price data

Ø price 5 days   Ø volume 5 days (pcs.)	34.9704 USD (0)
Ø price 30 days   Ø volume 30 days (pcs.)	32.2093 USD (0)
Ø price 100 days   Ø volume 100 days (pcs.)	36.3010 USD (0)
Ø price 250 days   Ø volume 250 days (pcs.)	39.6584 USD (0)
YTD High   date	51.8522 USD (2024/01/25)
YTD Low   date	30.6367 USD (2024/05/08)
52 Weeks High   date	52.7881 USD (2023/12/27)
52 Weeks Low   date	30.6367 USD (2024/05/08)

## Recent Research

on underlying	on sector	on market	
Date		Headline	Download
2024/07/12		Global Equity Ratings	
2024/06/21		Global Equity Ratings	
2024/06/14		Global Equity Ratings	
2024/05/29		Global Equity Ratings	
2024/04/26		Global Equity Ratings	