

## L'OREAL FUTURE (LORF) - EUX/202412

2024/09/13 18:35:21

Price  
**370.4055** EURDifference  0.39% (1.43)

## General attributes

Symbol	LORFZ24
Exchange	Eurex
Currency	EUR
Security type	Future
Underlying	L'OREAL S.A.
Maturity	12-2024
Contract size	100

## Market data

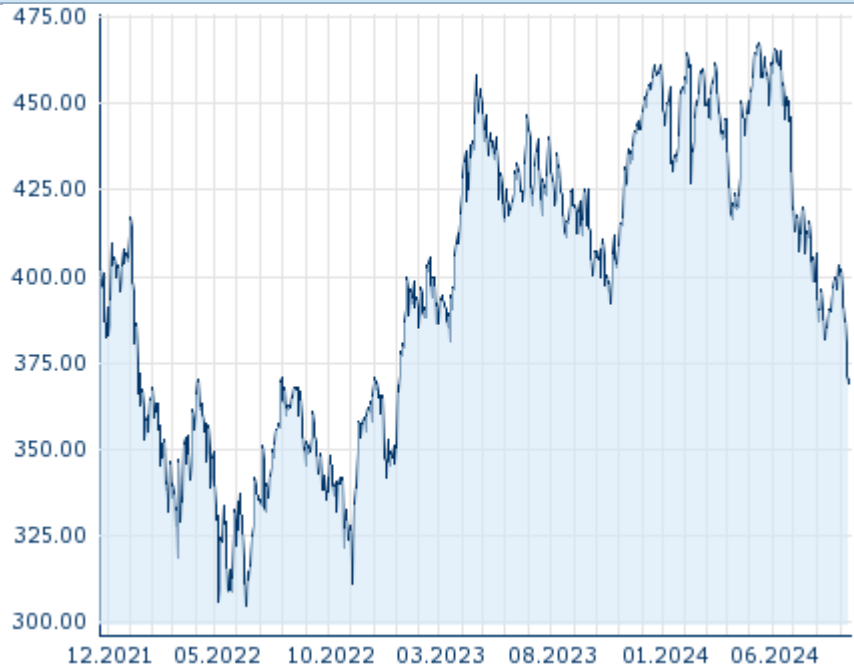
Bid (Bid size)	- EUR (-)
Ask (Ask size)	- EUR (-)
Open	370.4055 EUR
High	370.4055 EUR
Low	370.4055 EUR
Close (prev. day)	368.9776 EUR
Underlying	L'OREAL S.A.
Underlying price (date)	366.65 (24/09/13)
Settlement price (date)	370.41 (24/09/13)
Open Interest	310

## Performance and Risk

	6m	1Y	3Y
Perf (%)	-19.79%	-10.07%	-
Perf (abs.)	-91.38	-41.50	-
Beta	-	-	-
Volatility	19.25	20.12	-

## Futures and Options

Related Futures	-
Related Options	-












5Y

Information about previous performance does not guarantee future performance.  
Source: FactSet

## Price data

Ø price 5 days   Ø volume 5 days (pcs.)	375.8158 EUR (22)
Ø price 30 days   Ø volume 30 days (pcs.)	390.3881 EUR (10)
Ø price 100 days   Ø volume 100 days (pcs.)	424.3065 EUR (3)
Ø price 250 days   Ø volume 250 days (pcs.)	431.5199 EUR (1)
YTD High   date	467.4727 EUR (2024/05/14)
YTD Low   date	368.9776 EUR (2024/09/12)
52 Weeks High   date	467.4727 EUR (2024/05/14)
52 Weeks Low   date	368.9776 EUR (2024/09/12)

## Recent Research

on underlying	on sector	on market	
Date		Headline	Download
2024/09/11		Global Equity Ratings	
2024/09/05		Global Equity Ratings	
2024/08/12		Global Equity Ratings	
2024/07/24		Global Equity Ratings	
2024/07/12		Global Equity Ratings	