

## L'OREAL FUTURE (LORF) - EUX/202412

2024/07/26 18:35:32

Price  
405.2921 EURDifference  1.63% (6.51)

## General attributes

Symbol	LORFZ24
Exchange	Eurex
Currency	EUR
Security type	Future
Underlying	L'OREAL S.A.
Maturity	12-2024
Contract size	100

## Market data

Bid (Bid size)	- EUR (-)
Ask (Ask size)	- EUR (-)
Open	405.2921 EUR
High	405.2921 EUR
Low	405.2921 EUR
Close (prev. day)	398.7804 EUR
Underlying	L'OREAL S.A.
Underlying price (date)	398.80 (24/07/26)
Settlement price (date)	405.29 (24/07/26)
Open Interest	0

## Performance and Risk

	6m	1Y	3Y
Perf (%)	-10.71%	-4.35%	-
Perf (abs.)	-48.60	-18.45	-
Beta	-	-	-
Volatility	21.26	19.85	-

## Futures and Options

Related Futures	-
Related Options	-











Information about previous performance does not guarantee future performance.  
Source: FactSet

## Price data

Ø price 5 days   Ø volume 5 days (pcs.)	407.3020 EUR (0)
Ø price 30 days   Ø volume 30 days (pcs.)	422.6706 EUR (0)
Ø price 100 days   Ø volume 100 days (pcs.)	441.0626 EUR (0)
Ø price 250 days   Ø volume 250 days (pcs.)	435.5467 EUR (0)
YTD High   date	467.4727 EUR (2024/05/14)
YTD Low   date	398.7804 EUR (2024/07/25)
52 Weeks High   date	467.4727 EUR (2024/05/14)
52 Weeks Low   date	392.3873 EUR (2023/10/20)

## Recent Research

on underlying	on sector	on market		
Date			Headline	Download
2024/07/24			Global Equity Ratings	
2024/07/12			Global Equity Ratings	
2024/06/21			Global Equity Ratings	
2024/06/14			Global Equity Ratings	
2024/05/29			Global Equity Ratings	