

## L'OREAL FUTURE (LORF) - EUX/202412

2024/04/23 18:24:54

Price  
**446.1821** EURDifference  -0.08% (-0.37)

## General attributes

|               |              |
|---------------|--------------|
| Symbol        | LORFZ24      |
| Exchange      | Eurex        |
| Currency      | EUR          |
| Security type | Future       |
| Underlying    | L'OREAL S.A. |
| Maturity      | 12-2024      |
| Contract size | 100          |

## Market data

|                         |                   |
|-------------------------|-------------------|
| Bid (Bid size)          | - EUR (-)         |
| Ask (Ask size)          | - EUR (-)         |
| Open                    | 446.1821 EUR      |
| High                    | 446.1821 EUR      |
| Low                     | 446.1821 EUR      |
| Close (prev. day)       | 446.5503 EUR      |
| Underlying              | L'OREAL S.A.      |
| Underlying price (date) | 440.25 (24/04/24) |
| Settlement price (date) | 446.18 (24/04/23) |
| Open Interest           | 0                 |

## Performance and Risk

|             | 6m      | 1Y     | 3Y |
|-------------|---------|--------|----|
| Perf (%)    | +11.78% | -2.64% | -  |
| Perf (abs.) | +47.01  | -12.08 | -  |
| Beta        | -       | -      | -  |
| Volatility  | 20.77   | 19.90  | -  |

## Futures and Options

|                 |   |
|-----------------|---|
| Related Futures | - |
| Related Options | - |













Information about previous performance does not guarantee future performance.  
Source: FactSet

## Price data

|   |                           |
|---|---------------------------|
| Ø price 5 days   Ø volume 5 days (pcs.)     | 439.1599 EUR (0)          |
| Ø price 30 days   Ø volume 30 days (pcs.)   | 437.6714 EUR (0)          |
| Ø price 100 days   Ø volume 100 days (pcs.) | 446.3736 EUR (0)          |
| Ø price 250 days   Ø volume 250 days (pcs.) | 432.4314 EUR (0)          |
| YTD High   date                             | 464.3661 EUR (2024/02/05) |
| YTD Low   date                              | 416.4978 EUR (2024/04/08) |
| 52 Weeks High   date                        | 464.3661 EUR (2024/02/05) |
| 52 Weeks Low   date                         | 392.3873 EUR (2023/10/20) |

## Recent Research

| on underlying | on sector   | on market             |   |
|---------------|---|-----------------------|---|
| Date          |   | Headline              | Download  |
| 2024/04/03    |  | Global Equity Ratings |  |
| 2024/03/13    |  | Global Equity Ratings |  |
| 2024/02/22    |  | Global Equity Ratings |  |
| 2024/02/14    |  | Global Equity Ratings |  |
| 2024/01/23    |  | Global Equity Ratings |  |