

# GENERAL ELECTRIC CO. FUTURE (GECF) - EUX/202412

2024/08/23 18:33:54

**Price**  
**172.8066** USD  
 Difference  -0.45% (-0.79)

**General attributes**

Symbol	GECFZ24
Exchange	Eurex
Currency	USD
Security type	Future
Underlying	GE AEROSPACE
Maturity	12-2024
Contract size	100

**Market data**

Bid (Bid size)	- USD (-)
Ask (Ask size)	- USD (-)
Open	172.8066 USD
High	172.8066 USD
Low	172.8066 USD
Close (prev. day)	173.5951 USD
Underlying	GE AEROSPACE
Underlying price (date)	169.96 (24/08/23)
Settlement price (date)	172.81 (24/08/23)
Open Interest	0

**Performance and Risk**

	6m	1Y	3Y
Perf (%)	+9.66%	+45.04%	-
Perf (abs.)	+15.30	+53.91	-
Beta	-	-	-
Volatility	41.56	33.20	-

**Futures and Options**

Related Futures	-
Related Options	-

5Y








Information about previous performance does not guarantee future performance.  
 Source: FactSet

**Price data**

Ø price 5 days   Ø volume 5 days (pcs.)	172.9684 USD (0)
Ø price 30 days   Ø volume 30 days (pcs.)	168.9922 USD (0)
Ø price 100 days   Ø volume 100 days (pcs.)	166.7615 USD (0)
Ø price 250 days   Ø volume 250 days (pcs.)	148.2358 USD (0)
YTD High   date	185.9809 USD (2024/03/27)
YTD Low   date	130.7176 USD (2024/01/03)
52 Weeks High   date	185.9809 USD (2024/03/27)
52 Weeks Low   date	112.4217 USD (2023/11/01)

**Recent Research**

on sector		on market	
Date		Headline	Download
2024/08/12		Global Equity Ratings	
2024/07/24		Global Equity Ratings	
2024/07/12		Global Equity Ratings	
2024/06/21		Global Equity Ratings	
2024/06/14		Global Equity Ratings	