

HSBC HOLDINGS PLC FUTURE (HSBG) - EUX/202412

2024/04/25 18:46:54

Price
659.8922 GBP

Difference  -0.27% (-1.80)

General attributes

Symbol	HSBGZ24
Exchange	Eurex
Currency	GBP
Security type	Future
Underlying	HSBC HOLDINGS PLC
Maturity	12-2024
Contract size	1,000

Market data

Bid (Bid size)	- GBP (-)
Ask (Ask size)	- GBP (-)
Open	659.8922 GBP
High	659.8922 GBP
Low	659.8922 GBP
Close (prev. day)	661.6924 GBP
Underlying	HSBC HOLDINGS PLC
Underlying price (date)	661.90 (24/04/25)
Settlement price (date)	659.89 (24/04/25)
Open Interest	0

Performance and Risk

	6m	1Y	3Y
Perf (%)	+11.62%	+18.11%	-
Perf (abs.)	+68.67	+101.19	-
Beta	-	-	-
Volatility	23.75	21.77	-

Futures and Options

Related Futures	-
Related Options	-

5Y












Information about previous performance does not guarantee future performance.
Source: FactSet

Price data

Ø price 5 days Ø volume 5 days (pcs.)	659.2347 GBP (0)
Ø price 30 days Ø volume 30 days (pcs.)	631.1099 GBP (0)
Ø price 100 days Ø volume 100 days (pcs.)	603.7264 GBP (0)
Ø price 250 days Ø volume 250 days (pcs.)	607.0348 GBP (0)
YTD High date	665.9210 GBP (2024/04/23)
YTD Low date	563.9264 GBP (2024/01/17)
52 Weeks High date	665.9210 GBP (2024/04/23)
52 Weeks Low date	560.7737 GBP (2023/10/30)

Recent Research

on underlying		on sector	
Date		Headline	Download
2024/04/03		Global Equity Ratings	
2024/03/13		Global Equity Ratings	
2024/02/22		Global Equity Ratings	
2024/02/14		Global Equity Ratings	
2024/01/23		Global Equity Ratings	