

HSBC HOLDINGS PLC FUTURE (HSBG) - EUX/202412

2024/04/24 18:35:30

Price
661.6924 GBP

Difference  -0.64% (-4.23)

General attributes

Symbol	HSBGZ24
Exchange	Eurex
Currency	GBP
Security type	Future
Underlying	HSBC HOLDINGS PLC
Maturity	12-2024
Contract size	1,000

Market data

Bid (Bid size)	- GBP (-)
Ask (Ask size)	- GBP (-)
Open	661.6924 GBP
High	661.6924 GBP
Low	661.6924 GBP
Close (prev. day)	665.921 GBP
Underlying	HSBC HOLDINGS PLC
Underlying price (date)	661.00 (24/04/25)
Settlement price (date)	661.69 (24/04/24)
Open Interest	0

Performance and Risk

	6m	1Y	3Y
Perf (%)	+12.38%	+16.70%	-
Perf (abs.)	+72.92	+94.67	-
Beta	-	-	-
Volatility	23.81	21.79	-

Futures and Options

Related Futures	-
Related Options	-

5Y












Information about previous performance does not guarantee future performance.
Source: FactSet

Price data

Ø price 5 days Ø volume 5 days (pcs.)	655.7998 GBP (0)
Ø price 30 days Ø volume 30 days (pcs.)	628.8241 GBP (0)
Ø price 100 days Ø volume 100 days (pcs.)	602.9772 GBP (0)
Ø price 250 days Ø volume 250 days (pcs.)	606.6988 GBP (0)
YTD High date	665.9210 GBP (2024/04/23)
YTD Low date	563.9264 GBP (2024/01/17)
52 Weeks High date	665.9210 GBP (2024/04/23)
52 Weeks Low date	558.7063 GBP (2023/04/25)

Recent Research

on underlying		on sector	
Date		Headline	Download
2024/04/03		Global Equity Ratings	
2024/03/13		Global Equity Ratings	
2024/02/22		Global Equity Ratings	
2024/02/14		Global Equity Ratings	
2024/01/23		Global Equity Ratings	