

UBS AG FUTURE (UBSJ) - EUX/202412

2024/06/14 18:39:37

Price
27.106 CHF

Difference  **-1.08% (-0.30)**

General attributes

Symbol	UBSJZ24
Exchange	Eurex
Currency	CHF
Security type	Future
Underlying	UBS GROUP
Maturity	12-2024
Contract size	100

Market data

Bid (Bid size)	- CHF (-)
Ask (Ask size)	- CHF (-)
Open	27.106 CHF
High	27.106 CHF
Low	27.106 CHF
Close (prev. day)	27.4018 CHF
Underlying	UBS GROUP
Underlying price (date)	27.44 (24/06/17)
Settlement price (date)	27.11 (24/06/14)
Open Interest	0

Performance and Risk

	6m	1Y	3Y
Perf (%)	+4.53%	+44.95%	-
Perf (abs.)	+1.18	+8.41	-
Beta	-	-	-
Volatility	25.11	24.32	-

Futures and Options

Related Futures	-
Related Options	-

5Y












Information about previous performance does not guarantee future performance.
Source: FactSet

Price data

Ø price 5 days Ø volume 5 days (pcs.)	27.763 CHF (0)
Ø price 30 days Ø volume 30 days (pcs.)	27.796 CHF (0)
Ø price 100 days Ø volume 100 days (pcs.)	26.429 CHF (0)
Ø price 250 days Ø volume 250 days (pcs.)	23.903 CHF (0)
YTD High date	28.715 CHF (2024/05/31)
YTD Low date	23.709 CHF (2024/02/07)
52 Weeks High date	28.715 CHF (2024/05/31)
52 Weeks Low date	17.456 CHF (2023/07/06)

Recent Research

on underlying	on sector	on market	
Date		Headline	Download
2024/06/14		Global Equity Ratings	
2024/05/29		Global Equity Ratings	
2024/04/26		Global Equity Ratings	
2024/04/03		Global Equity Ratings	
2024/03/13		Global Equity Ratings	