

# KLÉPIERRE S.A. FUTURE (LIFH) - EUX/202412

2024/09/02 18:40:10

Price  
**27.5492** EUR

Difference  0.63% (0.17)

### General attributes

Symbol	LIFHZ24
Exchange	Eurex
Currency	EUR
Security type	Future
Underlying	KLÉPIERRE S.A.
Maturity	12-2024
Contract size	100

### Market data

Bid (Bid size)	- EUR (-)
Ask (Ask size)	- EUR (-)
Open	27.5492 EUR
High	27.5492 EUR
Low	27.5492 EUR
Close (prev. day)	27.3754 EUR
Underlying	KLÉPIERRE S.A.
Underlying price (date)	27.44 (24/09/03)
Settlement price (date)	27.55 (24/09/02)
Open Interest	5,550

### Performance and Risk

	6m	1Y	3Y
Perf (%)	+21.64%	+13.33%	-
Perf (abs.)	+4.90	+3.24	-
Beta	-	-	-
Volatility	15.40	19.19	-

### Futures and Options

Related Futures	-
Related Options	-












Information about previous performance does not guarantee future performance.  
Source: FactSet

### Price data

Ø price 5 days   Ø volume 5 days (pcs.)	27.3935 EUR (0)
Ø price 30 days   Ø volume 30 days (pcs.)	26.7450 EUR (0)
Ø price 100 days   Ø volume 100 days (pcs.)	25.7802 EUR (56)
Ø price 250 days   Ø volume 250 days (pcs.)	24.2228 EUR (22)
YTD High   date	27.5492 EUR (2024/09/02)
YTD Low   date	22.1154 EUR (2024/02/14)
52 Weeks High   date	27.5492 EUR (2024/09/02)
52 Weeks Low   date	21.5121 EUR (2023/10/19)

### Recent Research

on sector		on market	
Date		Headline	Download
2024/08/12		Global Equity Ratings	
2024/07/24		Global Equity Ratings	
2024/07/12		Global Equity Ratings	
2024/06/21		Global Equity Ratings	
2024/06/14		Global Equity Ratings	

5Y