

MERCK & CO. INC. FUTURE (MCCF) - EUX/202412

2024/08/30 18:36:56

Price
118.0712 USD

Difference  **-0.12% (-0.14)**

General attributes

Symbol	MCCFZ24
Exchange	Eurex
Currency	USD
Security type	Future
Underlying	MERCK & CO. INC.
Maturity	12-2024
Contract size	100

Market data

Bid (Bid size)	- USD (-)
Ask (Ask size)	- USD (-)
Open	118.0712 USD
High	118.0712 USD
Low	118.0712 USD
Close (prev. day)	118.2108 USD
Underlying	MERCK & CO. INC.
Underlying price (date)	118.45 (24/08/30)
Settlement price (date)	118.07 (24/08/30)
Open Interest	0

Performance and Risk

	6m	1Y	3Y
Perf (%)	-9.43%	+4.67%	-
Perf (abs.)	-12.29	+5.27	-
Beta	-	-	-
Volatility	21.80	19.92	-

Futures and Options

Related Futures	-
Related Options	-

5Y












Information about previous performance does not guarantee future performance.
Source: FactSet

Price data

Ø price 5 days Ø volume 5 days (pcs.)	117.4931 USD (0)
Ø price 30 days Ø volume 30 days (pcs.)	117.6708 USD (0)
Ø price 100 days Ø volume 100 days (pcs.)	126.6075 USD (0)
Ø price 250 days Ø volume 250 days (pcs.)	120.0925 USD (0)
YTD High date	135.3204 USD (2024/06/25)
YTD Low date	111.9298 USD (2024/08/07)
52 Weeks High date	135.3204 USD (2024/06/25)
52 Weeks Low date	101.6193 USD (2023/11/29)

Recent Research

on underlying	on sector	on market	
Date		Headline	Download
2024/08/12		Global Equity Ratings	
2024/07/24		Global Equity Ratings	
2024/07/12		Global Equity Ratings	
2024/06/21		Global Equity Ratings	
2024/06/14		Global Equity Ratings	