

# MERCK & CO. INC. FUTURE (MCCF) - EUX/202412

2024/05/03 18:33:05

**Price**  
**130.093** USD

**Difference**  **-0.88% (-1.15)**

### General attributes

Symbol	MCCFZ24
Exchange	Eurex
Currency	USD
Security type	Future
Underlying	MERCK & CO. INC.
Maturity	12-2024
Contract size	100

### Market data

Bid (Bid size)	- USD (-)
Ask (Ask size)	- USD (-)
Open	130.093 USD
High	130.093 USD
Low	130.093 USD
Close (prev. day)	131.2436 USD
Underlying	MERCK & CO. INC.
Underlying price (date)	127.52 (24/05/03)
Settlement price (date)	130.09 (24/05/03)
Open Interest	0

### Performance and Risk

	6m	1Y	3Y
Perf (%)	+25.09%	+10.60%	-
Perf (abs.)	+26.32	+12.57	-
Beta	-	-	-
Volatility	17.22	18.58	-

### Futures and Options

Related Futures	-
Related Options	-

5Y












Information about previous performance does not guarantee future performance.  
Source: FactSet

### Price data

Ø price 5 days   Ø volume 5 days (pcs.)	132.682 USD (0)
Ø price 30 days   Ø volume 30 days (pcs.)	129.719 USD (0)
Ø price 100 days   Ø volume 100 days (pcs.)	123.894 USD (0)
Ø price 250 days   Ø volume 250 days (pcs.)	115.651 USD (0)
YTD High   date	134.780 USD (2024/03/28)
YTD Low   date	113.950 USD (2024/01/02)
52 Weeks High   date	134.780 USD (2024/03/28)
52 Weeks Low   date	101.619 USD (2023/11/29)

### Recent Research

on underlying	on sector	on market	
Date		Headline	Download
2024/04/26		Global Equity Ratings	
2024/04/03		Global Equity Ratings	
2024/03/13		Global Equity Ratings	
2024/02/22		Global Equity Ratings	
2024/02/14		Global Equity Ratings	