

# NESTLÉ S.A. FUTURE (NESG) - EUX/202412

2024/10/18 19:07:20

Price  
**86.1392** CHF

Difference  -0.03% (-0.02)

### General attributes

Symbol	NESGZ24
Exchange	Eurex
Currency	CHF
Security type	Future
Underlying	NESTLÉ SA
Maturity	12-2024
Contract size	100

### Market data

Bid (Bid size)	- CHF (-)
Ask (Ask size)	- CHF (-)
Open	86.1392 CHF
High	86.1392 CHF
Low	86.1392 CHF
Close (prev. day)	86.1638 CHF
Underlying	NESTLÉ SA
Underlying price (date)	85.98 (24/10/18)
Settlement price (date)	86.14 (24/10/18)
Open Interest	37,000

### Performance and Risk

	6m	1Y	3Y
Perf (%)	-6.35%	-15.41%	-
Perf (abs.)	-5.84	-15.69	-
Beta	-	-	-
Volatility	16.86	16.31	-

### Futures and Options

Related Futures	-
Related Options	-









5Y

Information about previous performance does not guarantee future performance.  
Source: FactSet

### Price data

Ø price 5 days   Ø volume 5 days (pcs.)	84.9730 CHF (700)
Ø price 30 days   Ø volume 30 days (pcs.)	85.2786 CHF (1,808)
Ø price 100 days   Ø volume 100 days (pcs.)	90.2814 CHF (678)
Ø price 250 days   Ø volume 250 days (pcs.)	93.4973 CHF (271)
YTD High   date	99.0790 CHF (2024/06/06)
YTD Low   date	82.2462 CHF (2024/09/20)
52 Weeks High   date	99.9251 CHF (2023/11/02)
52 Weeks Low   date	82.2462 CHF (2024/09/20)

### Recent Research

on underlying	on sector	on market	
Date		Headline	Download
2024/09/27		Global Equity Ratings	
2024/09/11		Global Equity Ratings	
2024/09/05		Global Equity Ratings	
2024/08/12		Global Equity Ratings	
2024/07/24		Global Equity Ratings	