

NESTLÉ S.A. FUTURE (NESG) - EUX/202412

2024/09/17 18:46:06

Price
86.6793 CHF

Difference  **-0.35% (-0.30)**

General attributes

Symbol	NESGZ24
Exchange	Eurex
Currency	CHF
Security type	Future
Underlying	NESTLÉ SA
Maturity	12-2024
Contract size	100

Market data

Bid (Bid size)	- CHF (-)
Ask (Ask size)	- CHF (-)
Open	86.6793 CHF
High	86.6793 CHF
Low	86.6793 CHF
Close (prev. day)	86.9799 CHF
Underlying	NESTLÉ SA
Underlying price (date)	85.72 (24/09/18)
Settlement price (date)	86.68 (24/09/17)
Open Interest	36,250

Performance and Risk

	6m	1Y	3Y
Perf (%)	-7.90%	-17.69%	-
Perf (abs.)	-7.44	-18.62	-
Beta	-	-	-
Volatility	16.24	16.67	-

Futures and Options

Related Futures	-
Related Options	-











5Y

Information about previous performance does not guarantee future performance.
Source: FactSet

Price data

Ø price 5 days Ø volume 5 days (pcs.)	87.5212 CHF (3,050)
Ø price 30 days Ø volume 30 days (pcs.)	89.3992 CHF (1,125)
Ø price 100 days Ø volume 100 days (pcs.)	92.5937 CHF (338)
Ø price 250 days Ø volume 250 days (pcs.)	95.0565 CHF (135)
YTD High date	99.0790 CHF (2024/06/06)
YTD Low date	86.6793 CHF (2024/09/17)
52 Weeks High date	107.9027 CHF (2023/09/21)
52 Weeks Low date	86.6793 CHF (2024/09/17)

Recent Research

on underlying	on sector	on market	
Date		Headline	Download
2024/09/11		Global Equity Ratings	
2024/09/05		Global Equity Ratings	
2024/08/12		Global Equity Ratings	
2024/07/24		Global Equity Ratings	
2024/07/12		Global Equity Ratings	