


# NESTLÉ S.A. FUTURE (NESG) - EUX/202412

2024/07/10 18:34:34

**Price**  
**93.7955** CHF

Difference  0.80% (0.74)

**General attributes**

|               |           |
|---------------|-----------|
| Symbol        | NESGZ24   |
| Exchange      | Eurex     |
| Currency      | CHF       |
| Security type | Future    |
| Underlying    | NESTLÉ SA |
| Maturity      | 12-2024   |
| Contract size | 100       |

**Market data**

|                         |                  |
|-------------------------|------------------|
| Bid (Bid size)          | - CHF (-)        |
| Ask (Ask size)          | - CHF (-)        |
| Open                    | 93.7955 CHF      |
| High                    | 93.7955 CHF      |
| Low                     | 93.7955 CHF      |
| Close (prev. day)       | 93.0555 CHF      |
| Underlying              | NESTLÉ SA        |
| Underlying price (date) | 93.68 (24/07/11) |
| Settlement price (date) | 93.80 (24/07/10) |
| Open Interest           | 500              |

**Performance and Risk**

|             | 6m     | 1Y      | 3Y |
|-------------|--------|---------|----|
| Perf (%)    | -3.55% | -11.50% | -  |
| Perf (abs.) | -3.46  | -12.19  | -  |
| Beta        | -      | -       | -  |
| Volatility  | 17.27  | 15.77   | -  |

**Futures and Options**

|                 |   |
|-----------------|---|
| Related Futures | - |
| Related Options | - |







Information about previous performance does not guarantee future performance.  
 Source: FactSet

**Price data**

|   |                           |
|---|---------------------------|
| Ø price 5 days   Ø volume 5 days (pcs.)     | 93.3475 CHF (0)           |
| Ø price 30 days   Ø volume 30 days (pcs.)   | 95.0525 CHF (0)           |
| Ø price 100 days   Ø volume 100 days (pcs.) | 94.0144 CHF (0)           |
| Ø price 250 days   Ø volume 250 days (pcs.) | 98.0010 CHF (0)           |
| YTD High   date                             | 99.0790 CHF (2024/06/06)  |
| YTD Low   date                              | 90.6279 CHF (2024/02/29)  |
| 52 Weeks High   date                        | 108.2716 CHF (2023/07/27) |
| 52 Weeks Low   date                         | 90.6279 CHF (2024/02/29)  |

**Recent Research**

| on underlying | on sector   | on market             |   |
|---------------|---|-----------------------|---|
| Date          |   | Headline              | Download  |
| 2024/06/21    |  | Global Equity Ratings |  |
| 2024/06/14    |  | Global Equity Ratings |  |
| 2024/05/29    |  | Global Equity Ratings |  |
| 2024/04/26    |  | Global Equity Ratings |  |
| 2024/04/03    |  | Global Equity Ratings |  |