

# NESTLÉ S.A. FUTURE (NESG) - EUX/202412

2024/04/29 18:33:14

Price  
**92.8633** CHF

Difference  -0.69% (-0.65)

### General attributes

Symbol	NESGZ24
Exchange	Eurex
Currency	CHF
Security type	Future
Underlying	NESTLÉ SA
Maturity	12-2024
Contract size	100

### Market data

Bid (Bid size)	- CHF (-)
Ask (Ask size)	- CHF (-)
Open	92.8633 CHF
High	92.8633 CHF
Low	92.8633 CHF
Close (prev. day)	93.5093 CHF
Underlying	NESTLÉ SA
Underlying price (date)	92.08 (24/04/29)
Settlement price (date)	92.86 (24/04/29)
Open Interest	500

### Performance and Risk

	6m	1Y	3Y
Perf (%)	-4.15%	-19.40%	-
Perf (abs.)	-4.02	-22.35	-
Beta	-	-	-
Volatility	16.01	15.41	-

### Futures and Options

Related Futures	-
Related Options	-

5Y











Information about previous performance does not guarantee future performance.  
Source: FactSet

### Price data

Ø price 5 days   Ø volume 5 days (pcs.)	93.8301 CHF (0)
Ø price 30 days   Ø volume 30 days (pcs.)	93.1254 CHF (0)
Ø price 100 days   Ø volume 100 days (pcs.)	95.0668 CHF (0)
Ø price 250 days   Ø volume 250 days (pcs.)	100.9730 CHF (0)
YTD High   date	99.0542 CHF (2024/02/05)
YTD Low   date	90.6279 CHF (2024/02/29)
52 Weeks High   date	116.9837 CHF (2023/05/05)
52 Weeks Low   date	90.6279 CHF (2024/02/29)

### Recent Research

on underlying	on sector	on market	
Date		Headline	Download
2024/04/26		Global Equity Ratings	
2024/04/03		Global Equity Ratings	
2024/03/13		Global Equity Ratings	
2024/02/22		Global Equity Ratings	
2024/02/14		Global Equity Ratings	