


3M CO. FUTURE (MMMF) - EUX/202412

2024/07/16 18:50:42

Price
103.835 USD

Difference  **-1.34% (-1.41)**

General attributes

Symbol	MMMFZ24
Exchange	Eurex
Currency	USD
Security type	Future
Underlying	3M COMPANY
Maturity	12-2024
Contract size	100

Market data

Bid (Bid size)	- USD (-)
Ask (Ask size)	- USD (-)
Open	103.835 USD
High	103.835 USD
Low	103.835 USD
Close (prev. day)	105.2472 USD
Underlying	3M COMPANY
Underlying price (date)	103.31 (24/07/16)
Settlement price (date)	103.84 (24/07/16)
Open Interest	0

Performance and Risk

	6m	1Y	3Y
Perf (%)	-2.65%	+3.35%	-
Perf (abs.)	-2.83	+3.36	-
Beta	-	-	-
Volatility	35.99	31.67	-

Futures and Options

Related Futures	-
Related Options	-







Information about previous performance does not guarantee future performance.
 Source: FactSet

Price data

Ø price 5 days Ø volume 5 days (pcs.)	104.004 USD (0)
Ø price 30 days Ø volume 30 days (pcs.)	102.733 USD (0)
Ø price 100 days Ø volume 100 days (pcs.)	98.537 USD (0)
Ø price 250 days Ø volume 250 days (pcs.)	98.312 USD (0)
YTD High date	109.524 USD (2024/01/02)
YTD Low date	89.276 USD (2024/04/16)
52 Weeks High date	111.767 USD (2023/07/28)
52 Weeks Low date	84.694 USD (2023/10/23)

Recent Research

on underlying	on sector	on market	
Date		Headline	Download
2023/06/06		Global Equity Ratings	
2023/06/01		Global Equity Ratings	
2023/05/24		Global Equity Ratings	
2023/05/03		Global Equity Ratings	
2023/04/25		Global Equity Ratings	