

# 3M CO. FUTURE (MMMF) - EUX/202412

2024/07/16 18:50:42

**Price**  
**103.835** USD

**Difference**  **-1.34% (-1.41)**

**General attributes**

Symbol	MMMFZ24
Exchange	Eurex
Currency	USD
Security type	Future
Underlying	3M COMPANY
Maturity	12-2024
Contract size	100

**Market data**

Bid (Bid size)	- USD (-)
Ask (Ask size)	- USD (-)
Open	103.835 USD
High	103.835 USD
Low	103.835 USD
Close (prev. day)	105.2472 USD
Underlying	3M COMPANY
Underlying price (date)	103.31 (24/07/16)
Settlement price (date)	103.84 (24/07/16)
Open Interest	0

**Performance and Risk**

	6m	1Y	3Y
Perf (%)	-1.75%	+4.75%	-
Perf (abs.)	-1.88	+4.78	-
Beta	-	-	-
Volatility	35.96	31.71	-

**Futures and Options**

Related Futures	-
Related Options	-








Information about previous performance does not guarantee future performance.  
 Source: FactSet

**Price data**

Ø price 5 days   Ø volume 5 days (pcs.)	103.569 USD (0)
Ø price 30 days   Ø volume 30 days (pcs.)	102.582 USD (0)
Ø price 100 days   Ø volume 100 days (pcs.)	98.412 USD (0)
Ø price 250 days   Ø volume 250 days (pcs.)	98.310 USD (0)
YTD High   date	109.524 USD (2024/01/02)
YTD Low   date	89.276 USD (2024/04/16)
52 Weeks High   date	111.767 USD (2023/07/28)
52 Weeks Low   date	84.694 USD (2023/10/23)

**Recent Research**

on underlying	on sector	on market	
Date		Headline	Download
2023/06/06		Global Equity Ratings	
2023/06/01		Global Equity Ratings	
2023/05/24		Global Equity Ratings	
2023/05/03		Global Equity Ratings	
2023/04/25		Global Equity Ratings	