

MTU AERO ENGINES AG FUTURE (MTXF) - EUX/202412

2024/10/18 19:07:20

Price
312.8867 EUR

Difference  **-0.56% (-1.75)**

General attributes

Symbol	MTXFZ24
Exchange	Eurex
Currency	EUR
Security type	Future
Underlying	MTU AERO ENGINES AG
Maturity	12-2024
Contract size	100

Market data

Bid (Bid size)	- EUR (-)
Ask (Ask size)	- EUR (-)
Open	312.8867 EUR
High	312.8867 EUR
Low	312.8867 EUR
Close (prev. day)	314.638 EUR
Underlying	MTU AERO ENGINES AG
Underlying price (date)	311.00 (24/10/18)
Settlement price (date)	312.89 (24/10/18)
Open Interest	0

Performance and Risk

	6m	1Y	3Y
Perf (%)	+43.98%	+81.37%	-
Perf (abs.)	+95.57	+140.37	-
Beta	-	-	-
Volatility	23.10	22.48	-

Futures and Options

Related Futures	-
Related Options	-

5Y












Information about previous performance does not guarantee future performance.
Source: FactSet

Price data

Ø price 5 days Ø volume 5 days (pcs.)	307.1191 EUR (0)
Ø price 30 days Ø volume 30 days (pcs.)	286.3323 EUR (0)
Ø price 100 days Ø volume 100 days (pcs.)	263.5037 EUR (0)
Ø price 250 days Ø volume 250 days (pcs.)	234.9185 EUR (0)
YTD High date	314.6380 EUR (2024/10/17)
YTD Low date	198.6766 EUR (2024/01/03)
52 Weeks High date	314.6380 EUR (2024/10/17)
52 Weeks Low date	170.5336 EUR (2023/10/20)

Recent Research

on sector		on market	
Date		Headline	Download
2024/09/27		Global Equity Ratings	
2024/09/11		Global Equity Ratings	
2024/09/05		Global Equity Ratings	
2024/08/12		Global Equity Ratings	
2024/07/24		Global Equity Ratings	