

MTU AERO ENGINES AG FUTURE (MTXF) - EUX/202412

2024/08/07 18:43:23

Price
266.2759 EUR

Difference  2.21% (5.75)

General attributes

Symbol	MTXFZ24
Exchange	Eurex
Currency	EUR
Security type	Future
Underlying	MTU AERO ENGINES AG
Maturity	12-2024
Contract size	100

Market data

Bid (Bid size)	- EUR (-)
Ask (Ask size)	- EUR (-)
Open	266.2759 EUR
High	266.2759 EUR
Low	266.2759 EUR
Close (prev. day)	260.5219 EUR
Underlying	MTU AERO ENGINES AG
Underlying price (date)	262.60 (24/08/07)
Settlement price (date)	266.28 (24/08/07)
Open Interest	0

Performance and Risk

	6m	1Y	3Y
Perf (%)	+19.76%	+19.02%	-
Perf (abs.)	+43.94	+42.55	-
Beta	-	-	-
Volatility	24.43	27.93	-

Futures and Options

Related Futures	-
Related Options	-

5Y












Information about previous performance does not guarantee future performance.
Source: FactSet

Price data

Ø price 5 days Ø volume 5 days (pcs.)	261.6158 EUR (0)
Ø price 30 days Ø volume 30 days (pcs.)	255.3152 EUR (0)
Ø price 100 days Ø volume 100 days (pcs.)	238.8062 EUR (0)
Ø price 250 days Ø volume 250 days (pcs.)	216.3166 EUR (0)
YTD High date	266.2759 EUR (2024/08/07)
YTD Low date	198.6766 EUR (2024/01/03)
52 Weeks High date	266.2759 EUR (2024/08/07)
52 Weeks Low date	167.4328 EUR (2023/09/21)

Recent Research

on sector		on market	
Date		Headline	Download
2024/07/24		Global Equity Ratings	
2024/07/12		Global Equity Ratings	
2024/06/21		Global Equity Ratings	
2024/06/14		Global Equity Ratings	
2024/05/29		Global Equity Ratings	