

# MTU AERO ENGINES AG FUTURE (MTXF) - EUX/202412

2024/06/06 19:00:47

**Price**  
**233.3947** EUR

**Difference**  **-0.27% (-0.62)**

### General attributes

Symbol	MTXFZ24
Exchange	Eurex
Currency	EUR
Security type	Future
Underlying	MTU AERO ENGINES AG
Maturity	12-2024
Contract size	100

### Market data

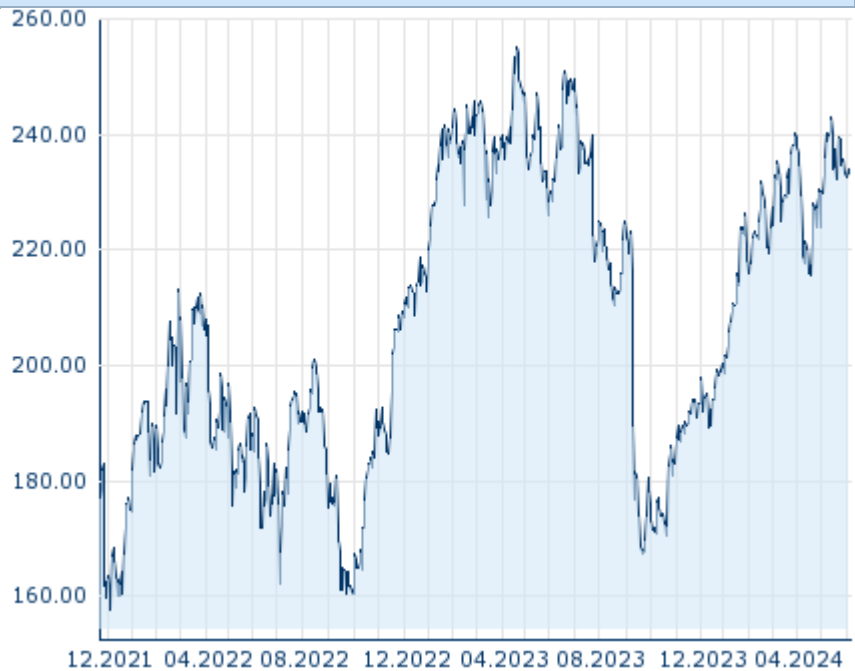
Bid (Bid size)	- EUR (-)
Ask (Ask size)	- EUR (-)
Open	233.3947 EUR
High	233.3947 EUR
Low	233.3947 EUR
Close (prev. day)	234.0154 EUR
Underlying	MTU AERO ENGINES AG
Underlying price (date)	228.90 (24/06/07)
Settlement price (date)	233.39 (24/06/06)
Open Interest	0

### Performance and Risk

	6m	1Y	3Y
Perf (%)	+19.93%	+0.53%	-
Perf (abs.)	+38.79	+1.23	-
Beta	-	-	-
Volatility	21.75	28.15	-

### Futures and Options

Related Futures	-
Related Options	-












5Y

Information about previous performance does not guarantee future performance.  
Source: FactSet

### Price data

Ø price 5 days   Ø volume 5 days (pcs.)	233.2483 EUR (0)
Ø price 30 days   Ø volume 30 days (pcs.)	234.4986 EUR (0)
Ø price 100 days   Ø volume 100 days (pcs.)	228.1744 EUR (0)
Ø price 250 days   Ø volume 250 days (pcs.)	213.8771 EUR (0)
YTD High   date	242.9705 EUR (2024/05/15)
YTD Low   date	198.6766 EUR (2024/01/03)
52 Weeks High   date	251.0246 EUR (2023/06/20)
52 Weeks Low   date	167.4328 EUR (2023/09/21)

### Recent Research

on sector		on market	
Date		Headline	Download
2024/05/29		Global Equity Ratings	
2024/04/26		Global Equity Ratings	
2024/04/03		Global Equity Ratings	
2024/03/13		Global Equity Ratings	
2024/02/22		Global Equity Ratings	