

MTU AERO ENGINES AG FUTURE (MTXF) - EUX/202412

2024/05/10 18:29:39

Price
238.8866 EUR

Difference  -0.52% (-1.26)

General attributes

Symbol	MTXFZ24
Exchange	Eurex
Currency	EUR
Security type	Future
Underlying	MTU AERO ENGINES AG
Maturity	12-2024
Contract size	100

Market data

Bid (Bid size)	- EUR (-)
Ask (Ask size)	- EUR (-)
Open	238.8866 EUR
High	238.8866 EUR
Low	238.8866 EUR
Close (prev. day)	240.1436 EUR
Underlying	MTU AERO ENGINES AG
Underlying price (date)	234.30 (24/05/13)
Settlement price (date)	238.89 (24/05/10)
Open Interest	0

Performance and Risk

	6m	1Y	3Y
Perf (%)	+27.03%	+1.01%	-
Perf (abs.)	+50.83	+2.39	-
Beta	-	-	-
Volatility	21.35	28.17	-

Futures and Options

Related Futures	-
Related Options	-












Information about previous performance does not guarantee future performance.
Source: FactSet

Price data

Ø price 5 days Ø volume 5 days (pcs.)	235.5915 EUR (0)
Ø price 30 days Ø volume 30 days (pcs.)	228.1599 EUR (0)
Ø price 100 days Ø volume 100 days (pcs.)	221.5025 EUR (0)
Ø price 250 days Ø volume 250 days (pcs.)	213.6935 EUR (0)
YTD High date	240.2556 EUR (2024/03/28)
YTD Low date	198.6766 EUR (2024/01/03)
52 Weeks High date	251.0246 EUR (2023/06/20)
52 Weeks Low date	167.4328 EUR (2023/09/21)

Recent Research

on sector	on market	Date	Headline	Download
		2024/04/26	 Global Equity Ratings	
		2024/04/03	 Global Equity Ratings	
		2024/03/13	 Global Equity Ratings	
		2024/02/22	 Global Equity Ratings	
		2024/02/14	 Global Equity Ratings	