

# PROCTER & GAMBLE CO., THE FUTURE (PGFF) - EUX/202412

2024/08/15 18:48:26

Price  
**168.9888** USD

Difference  -0.88% (-1.51)

### General attributes

Symbol	PGFFZ24
Exchange	Eurex
Currency	USD
Security type	Future
Underlying	PROCTER & GAMBLE CO
Maturity	12-2024
Contract size	100

### Market data

Bid (Bid size)	- USD (-)
Ask (Ask size)	- USD (-)
Open	168.9888 USD
High	168.9888 USD
Low	168.9888 USD
Close (prev. day)	170.4954 USD
Underlying	PROCTER & GAMBLE CO
Underlying price (date)	168.065 (24/08/16)
Settlement price (date)	168.99 (24/08/15)
Open Interest	0

### Performance and Risk

	6m	1Y	3Y
Perf (%)	+4.57%	+3.92%	-
Perf (abs.)	+7.39	+6.37	-
Beta	-	-	-
Volatility	14.98	15.38	-

### Futures and Options

Related Futures	-
Related Options	-











5Y

Information about previous performance does not guarantee future performance.  
Source: FactSet

### Price data

Ø price 5 days   Ø volume 5 days (pcs.)	170.1732 USD (0)
Ø price 30 days   Ø volume 30 days (pcs.)	169.5175 USD (0)
Ø price 100 days   Ø volume 100 days (pcs.)	167.5560 USD (0)
Ø price 250 days   Ø volume 250 days (pcs.)	161.1990 USD (0)
YTD High   date	173.8026 USD (2024/08/07)
YTD Low   date	150.5123 USD (2024/01/18)
52 Weeks High   date	173.8026 USD (2024/08/07)
52 Weeks Low   date	146.7606 USD (2023/10/09)

### Recent Research

on underlying	on sector	on market	
Date		Headline	Download
2024/08/12		Global Equity Ratings	
2024/07/24		Global Equity Ratings	
2024/07/12		Global Equity Ratings	
2024/06/21		Global Equity Ratings	
2024/06/14		Global Equity Ratings	