

PROCTER & GAMBLE CO., THE FUTURE (PGFF) - EUX/202412

2024/07/16 18:50:50

Price
168.1063 USD

Difference  0.08% (0.13)

General attributes

Symbol	PGFFZ24
Exchange	Eurex
Currency	USD
Security type	Future
Underlying	PROCTER & GAMBLE CO
Maturity	12-2024
Contract size	100

Market data

Bid (Bid size)	- USD (-)
Ask (Ask size)	- USD (-)
Open	168.1063 USD
High	168.1063 USD
Low	168.1063 USD
Close (prev. day)	167.9773 USD
Underlying	PROCTER & GAMBLE CO
Underlying price (date)	168.04 (24/07/17)
Settlement price (date)	168.11 (24/07/16)
Open Interest	0

Performance and Risk

	6m	1Y	3Y
Perf (%)	+9.85%	+8.77%	-
Perf (abs.)	+15.08	+13.56	-
Beta	-	-	-
Volatility	13.55	14.05	-

Futures and Options

Related Futures	-
Related Options	-

5Y












Information about previous performance does not guarantee future performance.
Source: FactSet

Price data

Ø price 5 days Ø volume 5 days (pcs.)	168.3565 USD (0)
Ø price 30 days Ø volume 30 days (pcs.)	168.9551 USD (0)
Ø price 100 days Ø volume 100 days (pcs.)	166.3623 USD (0)
Ø price 250 days Ø volume 250 days (pcs.)	160.4949 USD (0)
YTD High date	171.5891 USD (2024/06/24)
YTD Low date	150.5123 USD (2024/01/18)
52 Weeks High date	171.5891 USD (2024/06/24)
52 Weeks Low date	146.7606 USD (2023/10/09)

Recent Research

on underlying	on sector	on market	
Date		Headline	Download
2024/07/12		Global Equity Ratings	
2024/06/21		Global Equity Ratings	
2024/06/14		Global Equity Ratings	
2024/05/29		Global Equity Ratings	
2024/04/26		Global Equity Ratings	