

# PEPSICO INC. FUTURE (PEPF) - EUX/202412

2024/04/23 18:24:58

**Price**  
174.2199 USD

**Difference**  -2.37% (-4.22)

**General attributes**

Symbol	PEPFZ24
Exchange	Eurex
Currency	USD
Security type	Future
Underlying	PEPSICO INC.
Maturity	12-2024
Contract size	100

**Market data**

Bid (Bid size)	- USD (-)
Ask (Ask size)	- USD (-)
Open	174.2199 USD
High	174.2199 USD
Low	174.2199 USD
Close (prev. day)	178.4422 USD
Underlying	PEPSICO INC.
Underlying price (date)	172.70 (24/04/23)
Settlement price (date)	174.22 (24/04/23)
Open Interest	0

**Performance and Risk**

	6m	1Y	3Y
Perf (%)	+7.58%	-7.05%	-
Perf (abs.)	+12.57	-13.54	-
Beta	-	-	-
Volatility	14.23	15.02	-

**Futures and Options**

Related Futures	-
Related Options	-

5Y







Information about previous performance does not guarantee future performance.  
Source: FactSet

**Price data**

Ø price 5 days   Ø volume 5 days (pcs.)	173.5556 USD (0)
Ø price 30 days   Ø volume 30 days (pcs.)	172.3827 USD (0)
Ø price 100 days   Ø volume 100 days (pcs.)	171.6825 USD (0)
Ø price 250 days   Ø volume 250 days (pcs.)	179.5965 USD (0)
YTD High   date	178.4422 USD (2024/04/22)
YTD Low   date	165.9028 USD (2024/03/07)
52 Weeks High   date	201.0770 USD (2023/05/12)
52 Weeks Low   date	162.9881 USD (2023/10/12)

**Recent Research**

on underlying	on sector	on market	
Date		Headline	Download
2024/04/03		Global Equity Ratings	
2024/03/13		Global Equity Ratings	
2024/02/22		Global Equity Ratings	
2024/02/14		Global Equity Ratings	
2024/01/23		Global Equity Ratings	