

## PEPSICO (PEPF) - EUX/20241220

2022/12/09 19:01:12

Price  
**191.1864** USDDifference  0.23% (0.43)

## General attributes

Symbol	PEPFZ24
Exchange	Eurex
Currency	USD
Security type	Future
Underlying	PEPSICO INC.
Maturity	12-2024
Contract size	100

## Market data

Bid (Bid size)	- USD (-)
Ask (Ask size)	- USD (-)
Open	191.1864 USD
High	191.1864 USD
Low	191.1864 USD
Close (prev. day)	190.7571 USD
Underlying	PEPSICO INC.
Underlying price (date)	183.10 (22/12/09)
Settlement price (date)	191.19 (22/12/09)
Open Interest	0

## Performance and Risk

	6m	1Y	3Y
Perf (%)	+14.42%	+21.57%	-
Perf (abs.)	+24.10	+33.92	-
Beta	-	-	-
Volatility	17.86	20.94	20.84

## Futures and Options

Related Futures	-
Related Options	-











Information about previous performance does not guarantee future performance.  
Source: FactSet

## Price data

Ø price 5 days   Ø volume 5 days (pcs.)	190.8281 USD (0)
Ø price 30 days   Ø volume 30 days (pcs.)	189.6703 USD (0)
Ø price 100 days   Ø volume 100 days (pcs.)	180.6737 USD (0)
Ø price 250 days   Ø volume 250 days (pcs.)	171.6567 USD (0)
YTD High   date	194.2687 USD (2022/12/02)
YTD Low   date	148.5295 USD (2022/03/10)
52 Weeks High   date	194.2687 USD (2022/12/02)
52 Weeks Low   date	148.5295 USD (2022/03/10)

## Recent Research

on underlying	on sector	on market	
Date		Headline	Download
2022/11/28		Global Equity Ratings	
2022/11/18		Global Equity Ratings	
2022/10/31		Global Equity Ratings	
2022/10/05		Global Equity Ratings	
2022/09/26		Global Equity Ratings	