

ÖSTERREICHISCHE POST AG . FUTURE (PSTF) - EUX/202412

2024/07/31 18:34:22

Price
30.5079 EUR

Difference  -1.00% (-0.31)

General attributes

| | |
|---------------|-------------------------|
| Symbol | PSTFZ24 |
| Exchange | Eurex |
| Currency | EUR |
| Security type | Future |
| Underlying | ÖSTERREICHISCHE POST AG |
| Maturity | 12-2024 |
| Contract size | 100 |

Market data

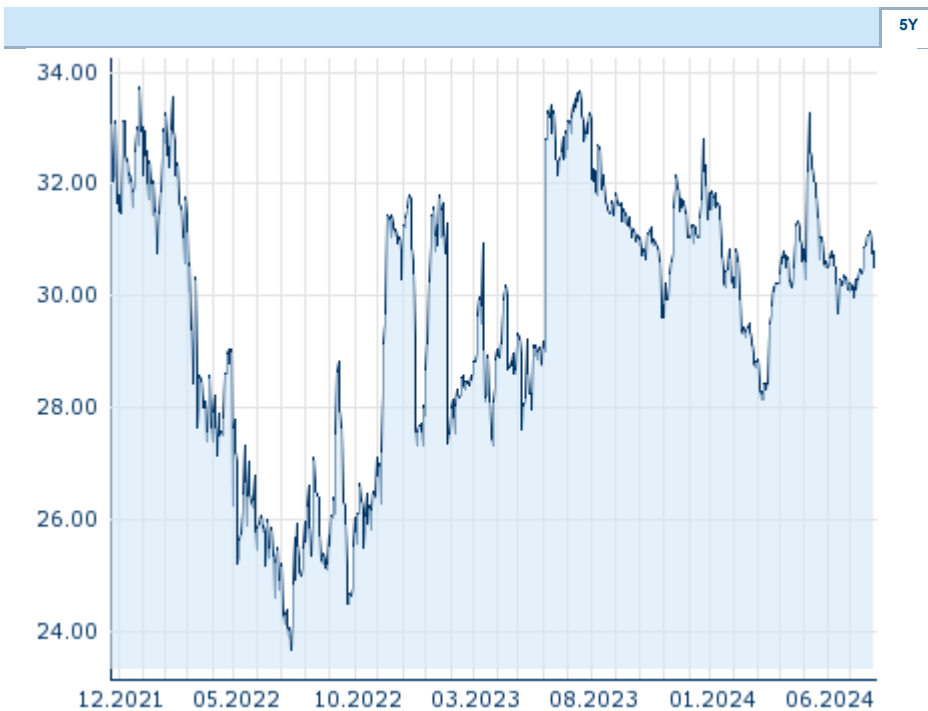
| | |
|-------------------------|-------------------------|
| Bid (Bid size) | - EUR (-) |
| Ask (Ask size) | - EUR (-) |
| Open | 30.5079 EUR |
| High | 30.5079 EUR |
| Low | 30.5079 EUR |
| Close (prev. day) | 30.8158 EUR |
| Underlying | ÖSTERREICHISCHE POST AG |
| Underlying price (date) | 30.25 (24/08/01) |
| Settlement price (date) | 30.51 (24/07/31) |
| Open Interest | 0 |

Performance and Risk

| | 6m | 1Y | 3Y |
|-------------|--------|--------|----|
| Perf (%) | +0.63% | -8.30% | - |
| Perf (abs.) | +0.19 | -2.76 | - |
| Beta | - | - | - |
| Volatility | 15.18 | 14.85 | - |

Futures and Options

| | |
|-----------------|---|
| Related Futures | - |
| Related Options | - |






Information about previous performance does not guarantee future performance.
Source: FactSet

Price data

| | |
|---|--------------------------|
| Ø price 5 days Ø volume 5 days (pcs.) | 30.8356 EUR (0) |
| Ø price 30 days Ø volume 30 days (pcs.) | 30.4749 EUR (0) |
| Ø price 100 days Ø volume 100 days (pcs.) | 30.5798 EUR (0) |
| Ø price 250 days Ø volume 250 days (pcs.) | 30.7546 EUR (0) |
| YTD High date | 33.2680 EUR (2024/05/09) |
| YTD Low date | 28.1386 EUR (2024/03/08) |
| 52 Weeks High date | 33.2680 EUR (2024/05/09) |
| 52 Weeks Low date | 28.1386 EUR (2024/03/08) |

Recent Research

| on sector | | on market | |
|------------|---|-----------------------|---|
| Date | | Headline | Download |
| 2024/07/24 |  | Global Equity Ratings |  |
| 2024/07/12 |  | Global Equity Ratings |  |
| 2024/06/21 |  | Global Equity Ratings |  |
| 2024/06/14 |  | Global Equity Ratings |  |
| 2024/05/29 |  | Global Equity Ratings |  |