

NIKE INC. FUTURE (NKEF) - EUX/202412

2024/04/30 18:39:39

Price
95.098 USD
 Difference  -1.66% (-1.60)

General attributes	
Symbol	NKEFZ24
Exchange	Eurex
Currency	USD
Security type	Future
Underlying	NIKE INC. 'B'
Maturity	12-2024
Contract size	100

Market data	
Bid (Bid size)	- USD (-)
Ask (Ask size)	- USD (-)
Open	95.098 USD
High	95.098 USD
Low	95.098 USD
Close (prev. day)	96.6998 USD
Underlying	NIKE INC. 'B'
Underlying price (date)	90.34 (24/05/01)
Settlement price (date)	95.10 (24/04/30)
Open Interest	0

Performance and Risk			
	6m	1Y	3Y
Perf (%)	-9.70%	-28.76%	-
Perf (abs.)	-10.21	-38.38	-
Beta	-	-	-
Volatility	29.52	27.44	-

Futures and Options	
Related Futures	-
Related Options	-








5Y



Information about previous performance does not guarantee future performance.
 Source: FactSet

Price data	
Ø price 5 days Ø volume 5 days (pcs.)	96.329 USD (0)
Ø price 30 days Ø volume 30 days (pcs.)	96.364 USD (0)
Ø price 100 days Ø volume 100 days (pcs.)	105.615 USD (0)
Ø price 250 days Ø volume 250 days (pcs.)	108.968 USD (0)
YTD High date	110.932 USD (2024/01/02)
YTD Low date	91.686 USD (2024/04/10)
52 Weeks High date	133.627 USD (2023/05/08)
52 Weeks Low date	91.686 USD (2024/04/10)

Recent Research

on underlying	on sector	on market	
Date		Headline	Download
2024/04/26		Global Equity Ratings	
2024/04/03		Global Equity Ratings	
2024/03/13		Global Equity Ratings	
2024/02/22		Global Equity Ratings	
2024/02/14		Global Equity Ratings	