

NIKE INC. FUTURE (NKEF) - EUX/202412

2024/04/17 18:37:05

Price
96.6269 USD

Difference  0.24% (0.23)

General attributes

Symbol	NKEFZ24
Exchange	Eurex
Currency	USD
Security type	Future
Underlying	NIKE INC. 'B'
Maturity	12-2024
Contract size	100

Market data

Bid (Bid size)	- USD (-)
Ask (Ask size)	- USD (-)
Open	96.6269 USD
High	96.6269 USD
Low	96.6269 USD
Close (prev. day)	96.3948 USD
Underlying	NIKE INC. 'B'
Underlying price (date)	94.84 (24/04/17)
Settlement price (date)	96.63 (24/04/17)
Open Interest	0

Performance and Risk

	6m	1Y	3Y
Perf (%)	-10.86%	-27.43%	-
Perf (abs.)	-11.77	-36.52	-
Beta	-	-	-
Volatility	29.85	27.30	-

Futures and Options

Related Futures	-
Related Options	-

5Y












Information about previous performance does not guarantee future performance.
Source: FactSet

Price data

Ø price 5 days Ø volume 5 days (pcs.)	95.6657 USD (0)
Ø price 30 days Ø volume 30 days (pcs.)	98.1757 USD (0)
Ø price 100 days Ø volume 100 days (pcs.)	107.2907 USD (0)
Ø price 250 days Ø volume 250 days (pcs.)	110.2525 USD (0)
YTD High date	110.9320 USD (2024/01/02)
YTD Low date	91.6863 USD (2024/04/10)
52 Weeks High date	133.6274 USD (2023/05/08)
52 Weeks Low date	91.6863 USD (2024/04/10)

Recent Research

on underlying	on sector	on market	
Date		Headline	Download
2024/04/03		Global Equity Ratings	
2024/03/13		Global Equity Ratings	
2024/02/22		Global Equity Ratings	
2024/02/14		Global Equity Ratings	
2024/01/23		Global Equity Ratings	