

# NORDEX SE FUTURE (NDXF) - EUX/202412

2024/07/16 18:50:43

Price  
**13.3379** EUR

Difference  1.38% (0.18)

### General attributes

Symbol	NDXFZ24
Exchange	Eurex
Currency	EUR
Security type	Future
Underlying	NORDEX SE
Maturity	12-2024
Contract size	100

### Market data

Bid (Bid size)	- EUR (-)
Ask (Ask size)	- EUR (-)
Open	13.3379 EUR
High	13.3379 EUR
Low	13.3379 EUR
Close (prev. day)	13.1562 EUR
Underlying	NORDEX SE
Underlying price (date)	13.11 (24/07/16)
Settlement price (date)	13.34 (24/07/16)
Open Interest	0

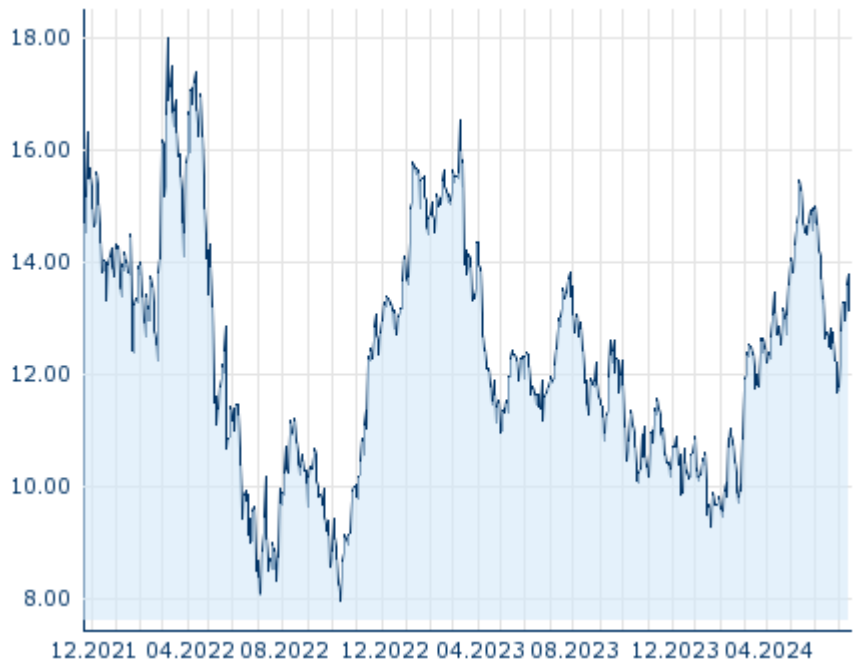
### Performance and Risk

	6m	1Y	3Y
Perf (%)	+24.04%	+2.26%	-
Perf (abs.)	+2.55	+0.29	-
Beta	-	-	-
Volatility	41.76	41.99	-

### Futures and Options

Related Futures	-
Related Options	-

5Y











Information about previous performance does not guarantee future performance.  
Source: FactSet

### Price data

Ø price 5 days   Ø volume 5 days (pcs.)	13.3527 EUR (0)
Ø price 30 days   Ø volume 30 days (pcs.)	12.9984 EUR (0)
Ø price 100 days   Ø volume 100 days (pcs.)	13.0171 EUR (0)
Ø price 250 days   Ø volume 250 days (pcs.)	11.8331 EUR (0)
YTD High   date	15.4699 EUR (2024/05/14)
YTD Low   date	9.2834 EUR (2024/01/22)
52 Weeks High   date	15.4699 EUR (2024/05/14)
52 Weeks Low   date	9.2834 EUR (2024/01/22)

### Recent Research

on sector		on market	
Date		Headline	Download
2024/07/12		Global Equity Ratings	
2024/06/21		Global Equity Ratings	
2024/06/14		Global Equity Ratings	
2024/05/29		Global Equity Ratings	
2024/04/26		Global Equity Ratings	